


Solvent cements and adhesives



The Supreme Industries Ltd., is an acknowledged leader of India's plastic industry. The innovative product portfolio offered by Supreme is extensive in range and application and comprises a variety of pipes and a vast spectrum of fittings totaling over 7000 diverse products. Together these constitute the most comprehensive range in the industry that caters almost every conceivable need and application. Company has been a torch bearer in transition from conventional products to advance plastics piping products in the country and has been termed as "Trend Setters of Plastic Piping Products".

After successfully introducing aqua gold uPVC high pressure plumbing system and lifeline C-PVC hot and cold water plumbing system, Supreme is now pleased to introduce yet another International quality product called Solvent Cement. Solvent Cement both for PVC and C-PVC piping systems is introduced under the brand name of 'SILBOND'. In addition to this, primer is also introduced. Besides solvent cement and primer two more important and useful products i.e. rubber lubricant and thread sealant are introduced. Rubber lubricant is introduced under brand name 'Silaid' where as thread sealant is introduced under the brand name of 'Bluesil'. Looking at its quality and versatile features these products will be well accepted in the market.







SILBOND™ Solvent Cements and Primers

FOR EVERLASTING BOND

The quality of solvent cement plays very important role in solvent weld plumbing. The quality of solvent cement has total influence over the joint strength. Considering this important fact, company has started manufacturing solvent cement under stringent quality control. This will ensure consistency in quality of solvent cement thereby reassuring the end user about the leak proof joints on long term basis. Silbond solvent cement is made available both for uPVC aqua gold high pressure plumbing system as well as for lifeline C-PVC, Hot and Cold water system. Silbond PVC solvent cement is now certified by BIS and NSF (USA) where as C-PVC solvent cement is certified by NSF (USA).

Salient Features :

- 1) High Quality performance : Excellent installation properties
- 2) Meets and exceeds ASTM / BIS standard requirements
- 3) Laboratory equipped with latest technology and a set up having capability to perform BIS and ASTM tests for quality assurance and product development
- 4) Products are tested and made to exceed standard requirements
- 5) A fully automated modern plant built to manufacture Solvent cements, primers and lubricants
- 6) The containers (Tin) has unique design with the neck and cap with integral brush in plastic material. This ensures air tight closure and eliminate any contaminations.
- 7) All varieties of solvent cements are certified by NSF, USA.


 PVC Regular Bodied	Item Code	Size	Box qty	Remark
 PVC Medium Bodied	RAQUA00100 RAQUA00250 RAQUA00500 RAQUA01000	100 ml 250 ml 500 ml 1000 ml	24 24 12 12	Meets IS - 14182 and ASTM D-2564, Suitable up to 50 mm (2") diameter for SCH 40
 PVC Heavy Bodied	RAQUM00015 RAQUM00030 RAQUM00060 RAQUM00100 RAQUM00250 RAQUM00500 RAQUM01000	15 ml (tube) 30 ml (tube) 60 ml (tube) 100 ml 250 ml 500 ml 1000 ml	24 24 24 24 24 12 12	Meets IS-14182 and ASTM D-2564, Suitable upto 150mm (6") diameter for SCH 40 and 32 mm (1¼") diameter for SCH 80
 C-PVC Medium Bodied	RAQUH00100 RAQUH00250 RAQUH00500 RAQUH01000	100 ml 250 ml 500 ml 1000 ml	24 24 12 12	Meets IS-14182 and ASTM D-2564, Suitable upto 300mm (12") diameter for SCH 40 and 150mm (6") diameter for SCH 80
 C-PVC Heavy Bodied	RCPVCM0015 RCPVCM0030 RCPVCM0060 RCPVCM0100 RCPVCM0250 RCPVCM0500 RCPVCM1000	15 ml (tube) 30 ml (tube) 60 ml (tube) 100 ml 250 ml 500 ml 1000 ml	24 24 24 24 24 12 12	Meets ASTM F-493 and D-2846. Suitable up to 150 mm (6") diameter for SCH 40, 32 mm (1¼") diameter for SCH 80 and 50mm (2") diameter for SDR 11 and SDR 13.5 pipes.
 Primer	RCPVCH0015 RCPVCH0030 RCPVCH0060 RCPVCH0100 RCPVCH0250 RCPVCH0500 RCPVCH1000	15 ml (tube) 30 ml (tube) 60 ml (tube) 100 ml 250 ml 500 ml 1000 ml	24 24 24 24 24 12 12	Meets ASTM F-493 and D-2846. Suitable up to -300 mm (12") SCH 40 -150 mm (6") SCH 80
	RPPMD00100 RPPMD00250 RPPMD00500 RPPMD01000	100 ml 250 ml 500 ml 1000 ml	24 24 12 12	Meets ASTM F- 656, Use of primer prior to solvent cement joint is essential for 65mm (2 ½") and above size pipes. Use of primer will increase the joint strength.

BLUESIL Thread Sealant

After successfully introducing solvent cement, primer, and rubber lubricant, we are very happy to introduce one more useful and value added product called "thread sealant" under the brand name 'BLUESIL'. Looking at its quality and versatile features this path breaking product will be well accepted in the market.

Unique Features :

- Non-Hardening, Lubricating, Anti-Seize Formulation
- Safe, Non-Toxic, Lead & Silicone Free
- Non-Corrosive, Non-Conductive
- Convenient Packing
- Specially designed for all types of Threaded Fittings and Valves
- Can be used for all types of threaded joints like plastic to plastic, plastic to metal and metal to metal etc.
- Positive Seal
- Longer life

 <p>Bluesil</p>	Item Code	Size	Box qty	Remark
	RBLUE00100	100 gm	24	'BLUESIL' is Specially designed for threaded joints like fittings, valves etc.
	RBLUE00250	250 gm	24	
	RBLUE00500	500 gm	12	
	RBLUE01000	1000 gm	12	

SILAID Rubber Lubricant

FOR AN EASY JOINTS

Lubricant is normally used for joining any pressure or non pressure pipes having rubber seal type joints. Recently we have made available a very good quality lubricant which is offered in different packing. The unique features of this quality product are :

Salient Features :

- Nonflammable, Nontoxic, Non-corrosive
- Will not harm rubber gasket or plastic pipe
- Safe for drinking /potable water application
- Doesn't promote bacterial growth
- Non greasy hence easy clean up
- No odor
- Water dispersible
- Easy spreading

Consumption of Rubber Lubricant


Size in mm	75	110	160
No. of joints / kg.	500	300	200

Direction for use :


- Clean and dry jointing surfaces with a clean cloth.
- Apply rubber lubricant evenly on pipe or fitting spigot and the sealing ring.
- Insert the pipe fully in the fitting socket with light twisting motion.

Application :

For easy and quick rubber seal joints of uPVC Pressure, Soil, Waste and Rain Water (S.W.R.) Drainage System, PE and PP systems.

 <p>Silaid</p>	Item Code	Size	Box qty	Remark
	RSALUB0100	100 gm	100	'SILAID' is high quality lubricant manufactured as per company standard. Most useful for making rubber seal type of joints.
	RSALUB0250	250 gm	40	
	RSALUB0500	500 gm	20	

Joining Instructions for Solvent Joints



Cutting the pipe : Cut the pipe square using hand saw with suitable guide or by pipe cutter.

Joint preparation : Chamfer or deburr pipe or both, approximately at 10 - 15°. Remove burrs from inside and outside diameters with a knife, file or abrasive paper.

Test dry fit of the joint : Insert the pipe into the fitting and check that the interference occurs about 1/3rd to 2/3rd of the socket depth. Too tight or too loose fitment may lead to leak, hence should be avoided.

Cleaning : Remove any dirt, moisture, or grease from pipe end and fitting sockets with a clean dry rag. Use of primer is recommended.

Application of solvent cement : Apply cement lightly but uniformly to inside of socket and outside of pipe end with a dobber or brush. Apply a second coat of cement to the pipe end. Apply cement quickly to prevent it from drying and be sure to completely cover all jointing surface area of the pipe and fitting. Do not apply excessive cement in bell socket.

Assembly of joint : Immediately after applying the last coat of cement to the pipe and while cement is still fluid or wet (within 20 second), forcefully bottom the male end of the pipe in the socket, giving pipe or fitting ¼th turn (but not after pipe is bottomed) to distribute the cement evenly. Remove excess cement from the pipe at the end of the fitting socket. The joint must not be disturbed immediately after cementing, so that joint can properly cure. Allow cement to cure before pressurizing the system.



Strength of solvent type joint depends on

1. Quality of solvent cement.
2. Cleanliness/dryness of the surfaces to be bonded.
3. Uniform application of solvent cement.
4. Avoidance of accumulation of adhesive.
5. Waiting time and setting time depending on ambient temperature and pipe size.

Consumption of solvent cement - PVC

Pipe size (mm)	15	20	25	32	40	50	80	100	150	200
No. of fittings per liter	274	169	148	106	74	42	32-40	21-30	5-10	3-5

Consumption of solvent cement - CPVC

Pipe size (mm)	15	20	25	32	40	50	65	80	110
No. of fittings per liter	1200	750	500	450	325	225	50	40	30

Safe handling of solvents : When using solvent cement, there are some safety precautions all users should keep in mind.

1. Avoid prolonged breathing of solvent vapors. When pipe and fittings are being joined in enclosed areas, the use of mask is recommended.
2. Keep cement from all sources of ignition, heat, sparks, and open flame.
3. Keep containers of cement tightly closed after use
4. Avoid eye and skin contact.
5. Store solvent cements and piping components in cool area.

Precautions :

1. Jointing should not be done in atmospheric temperatures below 2°C
2. Pipes and fittings should be clean before joining
3. Brushes must be clean and dry before commencing solvent welding process.
4. The cement should be used within the expiry period mentioned on the container.
5. When the system is to be concealed, it should be pressure tested before concealment.
6. Do not attempt cementing in the rain or in the presence of moisture.

Recommended Joint Curing Chart For Solvent Cements

Ambient Temperature	Cure Time (Test pressure up to 12.5 kgf/cm ²)		
	Pipe size up to 1¼"	Pipe size 1½ to 3"	Pipe size 3 to 6"
- 5° to +5° C	6 hr	12 hr	36 hr
5° to 15° C	2 hr	4 hr	12 hr
15° to 45°	1 hr	2 hr	6 hr

• Any specification can change without prior notice.

• All information contained in this literature is given in good faith and believed to be accurate and reliable. But because of many factors which may be outside our knowledge and control and affect the use of the product, no warranty is given or is to be implied with respect to such information, nor do we offer any warranty of immunity against patent infringement. No responsibility can be accepted for any error, omissions or incorrect assumptions.

The Supreme Industries Ltd. (Plastic Piping Division)

Corporate Office : 1161/1162, Solitair Corporate Park, Building No. 11,167, Guru Hargovindji Marg, Chakala, Andheri Ghatkopar Link Road, Andheri (East) Mumbai - 400 093. India. Tel: 91-22-67710000, 40430000 Fax: 67710099 /40430099.

Regd. Office : 612 Raheja Chambers, Nariman Point, Mumbai 400 021. India Tel.: (022) 22851656, 22820072 Fax : (91-22) 22851657

E-mail : pvc-pipes@supreme.co.in **Website :** www.supreme.co.in

Works : • D-101/102, MIDC, Jalgaon - 425 003.

• Unit No.3, Gat No.47-48, at post Gadegaon, Tal. Jamner ,Dist., Jalgaon- 425 114

Export Division : 91-22-6771 0126 / 4043 0126 Fax : 6771 0130

Overseas Office : Sharjah, U.A.E. Tel # + 971 6 557 4484; Fax # + 971 6 557 4485

CIN: L35920MH1942PLC003554

Branch Offices	Tel.	Fax
Ahmedabad	: 079-2768 1361	27680064
Bangalore	: 080-30913716	22104697
Chennai	: 044-43856500	43850498
Cochin	: 0484- 2385346	2385345
Hyderabad	: 040-23261150	23261120
Indore	: 0731-2432684	2432684
Jaipur	: 07042894955	-
Jalgaon	Gadegaon : 0257 - 3050541,42	3050611
Kanpur	: 0512- 2332276	2332276
Kolkata	: 033-30070123	24858838
Noida (Delhi)	: 09810072318	

Authorised Distributor

