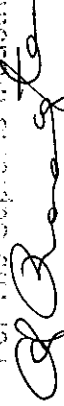


Statement showing Shareholding Pattern

(f) (a)

Name of the Company: THE SUPREME INDUSTRIES LTD			
Scrip Code, Name of the scrip, class of security: MSE: SUPREMEIND, BSE: 509930 Class of Security: Equity Shares			
Quarter ended: 31/03/2012			
Partly paid-up shares:-	No. of partly paid-up shares	As a % of total no. of partly paid-up Shares	As a % of total no. of shares of the company
Held by promoter/promoter group	NIL	N.A.	N.A.
Held by public	NIL	N.A.	N.A.
Total	NIL	N.A.	N.A.
Outstanding convertible securities :-	No. of outstanding securities	As a % of total no. of outstanding convertible securities	As a % of total no. of shares of the company, assuming full conversion of the convertible securities
Held by promoter/promoter group	NIL	N.A.	N.A.
Held by public	NIL	N.A.	N.A.
Total	NIL	N.A.	N.A.
Warrants:-	No. of warrants	As a % of total no. of warrants	As a % of total no. of shares of the company, assuming full conversion of Warrants
Held by promoter/promoter group	NIL	N.A.	N.A.
Held by public	NIL	N.A.	N.A.
Total	NIL	N.A.	N.A.
Total paid-up capital of the company, assuming full conversion of warrants and convertible securities	127026870	N.A.	100.00

For The Supreme Industries Limited



Compliance Officer

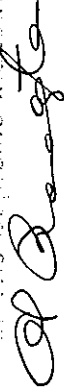
Statement Showing Shareholding Pattern									
(D)(a)	Name of the Company :	509930	Quarter Ended :	31/03/2012					
THE SUPREME INDUSTRIES LTD									
Category of Shareholder	Scrip Code :	Number of Shareholders	Total number of shares	Number of shares held in dematerialized form	Total shareholding as a percentage of total number of shares As a percentage of (A+B) ¹	As a percentage of (A+B+C)	Shares pledged or otherwise encumbered	Number of Shares	As a percentage of (IX)=(VIII)/(IV)*100
(I)	(II)	(III)	(IV)	(V)	(VI)	(VII)	(VIII)	(IX)	(X)
(A) Shareholding of Promoter and Promoter Group ²									
1 Indian									
(a) Individuals/ Hindu Undivided Family		9	3280590	3280590	2.59	2.59	0	0.00	0.00
(b) Central Government/ State Government(s)		0	0	0	0.00	0.00	0	0.00	0.00
(c) Bodies Corporate		3	59746755	59746755	47.03	47.03	0	0.00	0.00
(d) Financial Institutions/ Banks		0	0	0	0.00	0.00	0	0.00	0.00
(e) Any Others (Specify)		0	0	0	0.00	0.00	0	0.00	0.00
Sub Total(A)(1)		12	63027345	63027345	49.62	49.62	0	0.00	0.00
2 Foreign									
a Individuals (Non-Residents Individuals/ Foreign Individuals)		0	0	0	0.00	0.00	0	0.00	0.00
b Bodies Corporate		0	0	0	0.00	0.00	0	0.00	0.00
c Institutions		0	0	0	0.00	0.00	0	0.00	0.00
d Any Others (Specify)		0	0	0	0.00	0.00	0	0.00	0.00
Sub Total(A)(2)		0	0	0	0.00	0.00	0	0.00	0.00
Total Shareholding of Promoter and Promoter Group (A)=(A)(1)+(A)(2)		12	63027345	63027345	49.62	49.62	0	0.00	0.00
(B) Public shareholding									
1 Institutions									
(a) Mutual Funds/ UTI		25	12977605	12977305	10.22	10.22	0	0.00	0.00
(b) Financial Institutions / Banks		11	5595	2830	0.00	0.00	0	0.00	0.00
(c) Central Government/ State Government(s)		0	0	0	0.00	0.00	0	0.00	0.00
(d) Venture Capital Funds		0	0	0	0.00	0.00	0	0.00	0.00
(e) Insurance Companies		0	0	0	0.00	0.00	0	0.00	0.00

For The Supreme Industries Limited

Of Ready
Compliance Officer

Category code	Category of Shareholder	Number of Shareholders	Total number of shares	Number of shares held in dematerialized form	Total shareholding as a percentage of total number of shares		Shares pledged or otherwise encumbered	
					As a percentage of (A+B) ¹	As a percentage of (A+B+C)		
(I)	(II)	(III)	(IV)	(V)	(VI)	(VII)	(VIII)	(IX) = (VIII)/(IV)*100
(f)	Foreign Institutional Investors	30	10143734	10142234	7.98	7.98	0	0.00
(g)	Foreign Venture Capital Investors	0	0	0	0.00	0.00	0	0.00
(h)	Any Other	0	0	0	0.00	0.00	0	0.00
	Sub-Total (BX1)	66	23126934	23123369	18.20	18.20	0	0.00
B 2	Non-Institutions							
(a)	Bodies Corporate	456	11407922	11319017	8.98	8.98	0	0.00
(b)	Individuals							
I	Individuals -i. Individual shareholders holding nominal share capital up to Rs 1 lakh	27485	21848830	18520680	17.21	17.21	0	0.00
II	ii. Individual shareholders holding nominal share capital in excess of Rs. 1 lakh.	49	6799421	6799421	5.35	5.35	0	0.00
(c)	Any Other (specify)							
(c-i)	Clearing Member	58	15748	15748	0.01	0.01	0	0.00
(c-ii)	NRI	610	764300	615780	0.60	0.60	0	0.00
(c-iii)	OCB	1	39370	0	0.03	0.03	0	0.00
	Sub-Total (BX2)	28659	40872591	37270646	32.18	32.18	0	0.00
(B)	Total Public Shareholding (B) = (BX1)+(BX2)	28725	63999525	60393015	50.38	50.38	N.A.	N.A.
	TOTAL (A)+(B)	28737	127026870	123420360	100.00	100.00	0	0.00
(C)	Shares held by Custodians and against Depository Receipts have been issued which	0	0	0	0.00	0.00	N.A.	N.A.
	GRAND TOTAL (A)+(B)+(C)	28737	127026870	123420360	100.00	100.00	0	0.00

For The Dynamic Interactive Limited

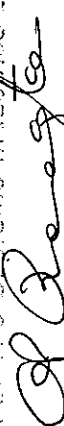


Compliance Officer

(1)(b) Statement showing holder of securities (including shares, warrants, convertible securities) of persons belonging to the category "Promoter and Promoter Group"

Sr. No.	Name of the shareholder	Details of Shares held			Encumbered shares (*)		Details of warrants			Details of convertible securities		Total shares (including underlying shares assuming full conversion of warrants and convertible securities) as a % of diluted share capital
		No. of Shares held	As a % of grand total (A) + (B) + (C)	No.	As a percentage	As a % of grand total (A) + (B) + (C) of sub-class (I) (a)	Number of warrants held	As a % total number of warrants of the same class	Number of convertible securities held	As a % total number of convertible securities of the same class		
(I)	(II)	(III)	(IV)	(V)	(VI) = (V)/(III)*100	(VII)	(VIII)	(IX)	(X)	(XI)	(XII)	
1	VENKTESH INVESTMENT & TRADING CO. (P) LTD.	19693081	15.50	0	0.00	0.00	0	0.00	0	0.00	0	
2	JOVAL INVESTMENT & TRADING CO. (P) LTD.	19647082	15.62	0	0.00	0.00	0	0.00	0	0.00	0	
3	BOON INVESTMENT & TRADING CO. (P) LTD.	20206592	15.91	0	0.00	0.00	0	0.00	0	0.00	0	
4	SHIVRATAN JEETMAL TAPARIA	703816	0.55	0	0.00	0.00	0	0.00	0	0.00	0	
5	MAHAVEERPRASAD S. TAPARIA	814186	0.65	0	0.00	0.00	0	0.00	0	0.00	0	
6	VIJAYKUMAR BAJRANGAL TAPARIA	344890	0.27	0	0.00	0.00	0	0.00	0	0.00	0	
7	BAJRANGAL SURAJMAL TAPARIA	367398	0.30	0	0.00	0.00	0	0.00	0	0.00	0	
8	VIVEK KUMAR TAPARIA	262230	0.21	0	0.00	0.00	0	0.00	0	0.00	0	
9	KAMLESHDEVI M. TAPARIA	347830	0.27	0	0.00	0.00	0	0.00	0	0.00	0	
10	KUSUMDEVI S. TAPARIA	98690	0.08	0	0.00	0.00	0	0.00	0	0.00	0	
11	PRIYANKADEVI TAPARIA	141500	0.11	0	0.00	0.00	0	0.00	0	0.00	0	
12	VIREN VIVEK TAPARIA	200050	0.16	0	0.00	0.00	0	0.00	0	0.00	0	
TOTAL		63027345	49.62	0	0.00	0.00	0	0.00	0	0.00	0	

(*) The term "encumbrance" has the same meaning as assigned to it in regulation 28(3) of the SAST Regulation, 2011.

For The Systems Infotypes Limited

 Compliance Officer

(D)(c) (i) Statement showing holding of securities (including shares, warrants, convertible securities) of persons belonging to the category "Public" and holding more than 1% of the total number of shares									
Sr. No.	Name of the shareholder	Number of shares	Shares as a percentage of total number of shares (i.e., Grand Total (A)+(B)+(C) indicated in Statement at para (D)(a) above)	Details of warrants		Details of convertible securities		Total shares (including underlying shares assuming full conversion of warrants and convertible)	
				Number of warrants held	As a % total number of warrants of the same class	Number of convertible securities held	% w.r.t. total number of convertible securities of the same class		
1	NALANDA INDIA FUND LIMITED	8176502	6.44	0	0.00	0	0.00	0	
2	HDFC TRUSTEE COMPANY LIMITED- HDFC EQUITY FUND	3766398	2.96	0	0.00	0	0.00	0	
3	HDFC TRUSTEE COMPANY LIMITED - HDFC PRUDENCE FUND	3222948	2.54	0	0.00	0	0.00	0	
4	SUDARSHAN SECURITIES PRIVATE LIMITED	2390000	1.88	0	0.00	0	0.00	0	
5	HDFC TRUSTEE COMPANY LTD.- AC. HDFC MID- CAP OPPORTUNITIES FUND	2169620	1.70	0	0.00	0	0.00	0	
6	JASHWANTILAL SHANTILAL SHAH	1969061	1.55	0	0.00	0	0.00	0	
7	AMRIT PETROLEUMS PVT LTD	1925000	1.52	0	0.00	0	0.00	0	
TOTAL		23619529	18.59	0	0.00	0	0.00	0	

For The Supreme Industries Limited

A. R. Singh

Compliance Officer

(D)(c) (ii) Statement showing holding of securities (including shares, warrants, convertible securities) of persons (together with PAC) belonging to the category "Public" and holding more than 5% of the total number of shares of the company

Sr. No.	Name (i) of the shareholder (s) and the Persons Acting in Concert (PAC) with them	Number of shares	Shares as a percentage of total number of shares (i.e., Grand Total (A)+(B)+(C) indicated in Statement at para (D)(a) above)	Details of warrants		Details of convertible securities		Total shares (including underlying shares assuming full conversion of warrants and convertible securities) as a % of diluted share capital
				Number of warrants held	As a % total number of warrants of the same class	Number of convertible securities held	% w.r.t. total number of convertible securities of the same class	
1	NALANDA INDIA FUND LIMITED	8176502	6.44	0	0.00	0	0.00	0
2	HDFC TRUSTEE COMPANY LIMITED- HDFC EQUITY FUND	3766398	2.96	0	0.00	0	0.00	0.00
3	HDFC TRUSTEE COMPANY LIMITED - HDFC PRUDENCE FUND	3222948	2.54	0	0.00	0	0.00	0.00
4	HDFC TRUSTEE COMPANY LTD. - A/C. HDFC MID- CAP OPPORTUNITIES FUND	2169620	1.70	0	0.00	0	0.00	0.00
	TOTAL	17335468	13.64	0	0.00	0	0.00	0.00

For The Supreme Industries Limited

S. Rao
Compliance Officer

(l)(d) Statement showing details of locked-in shares			
St. No.	Name of the Shareholder	Category of Shareholders (Promoters/ Public)	Number of Locked-in Shares
			Locked-in shares as a percentage of total number of shares { i.e., Grand Total (A)+(B)+(C) Indicated in Statement at para (l) (a) above}
	NIL	NIL	NIL
TOTAL	0	0	0.00

For The Supreme Industries Limited

Al Beegta
Compliance Officer

(II) (a) Statement Showing Details of Depository Receipt(s) (DRs)			
Sr. No.	Type of Outstanding DR (ADRs, GDRs, SDRs, etc.)	No. of Outstanding DRs	No of Shares underlying outstanding DRs
			Shares underlying outstanding DRs as a % of total no. of Shares (i.e Total (A)+ (B)+ (C) Indicated in Statement at Para (I) (a) above)
	NIL	NIL	NIL
		0	0.00
TOTAL			

For The Supreme Industries Ltd

A. B. S. S. S.

Compliance Officer

(II) (b) Statement Showing Holding of Depository Receipts (DRs) where underlying shares held by 'promoter / promoter group' are in excess of 1% of the total number of shares			
Sr. No.	Name of the DR Holder	Type of Outstanding DR (ADRs, GDRs, SdRs etc.)	No of Shares underlying outstanding DRs
	NIL	NIL	NIL
TOTAL			0

Shares underlying outstanding DRs as a % of total no. of Shares (I.e. Grand Total (A) + (B) + (C) Indicated in Statement at Para (i) (a) above)	
	NIL
TOTAL	0.00

For The Supreme Industries Limited
A. R. Rao
 Compliance Officer

(III) (a) **Statement showing the voting pattern of shareholders, if more than one class of shares / securities is issued by the issuer.**
 (Give description of voting rights for each class of security.)

Class X:
 Class Y:
 Class Z:

Not Applicable as only one class of Equity Shares is issued by the Company.

Category code	Category of Shareholder	Number of Voting Rights held in each class of securities			Total Voting Rights (III+IV+V) (VI)	Total Voting Rights i.e. (VI) As a percentage of (A+B) (VII) and As a percentage of (A+B+C) (VIII)	
		Class X (III)	Class Y (IV)	Class Z (V)		As a percentage of (A+B) (VII)	As a percentage of (A+B+C) (VIII)
(A)	Promoter and Promoter Group						
(1)	Indian	N.A	N.A	N.A	N.A	N.A	N.A
(a)	Individuals/ Hindu Undivided Family	N.A	N.A	N.A	N.A	N.A	N.A
(b)	Central Government/ State Government(s)	N.A	N.A	N.A	N.A	N.A	N.A
(c)	Bodies Corporate	N.A	N.A	N.A	N.A	N.A	N.A
(d)	Financial Institutions/ Banks	N.A	N.A	N.A	N.A	N.A	N.A
(e)	Any Others(Specify)	N.A	N.A	N.A	N.A	N.A	N.A
	Sub-Total (A)(1)	N.A	N.A	N.A	N.A	N.A	N.A
(2)	Foreign	N.A	N.A	N.A	N.A	N.A	N.A
(a)	Individuals (Non-Residents Individuals/ Foreign Individuals)	N.A	N.A	N.A	N.A	N.A	N.A
(b)	Bodies Corporate	N.A	N.A	N.A	N.A	N.A	N.A
(c)	Institutions	N.A	N.A	N.A	N.A	N.A	N.A
(d)	Any Others(Specify)	N.A	N.A	N.A	N.A	N.A	N.A
	Sub Total(A)(2)	N.A	N.A	N.A	N.A	N.A	N.A


Signature of the Issuer



Supreme Industries Limited

Category code	Category of Shareholder	Number of Voting Rights held in each class of securities				Total Voting Rights (III+IV+V) (VI)	Total Voting Rights i.e. (VI)	
		Class X (III)	Class Y (IV)	Class Z (V)	As a percentage of (A+B) (VII)		As a percentage of (A+B+C) (VIII)	
(I)								
	Total Shareholding of Promoter and Promoter Group (A)=(A)1+(A)(2)	N.A	N.A	N.A	N.A	N.A	N.A	N.A
(B)	Public shareholding	N.A	N.A	N.A	N.A	N.A	N.A	N.A
(1)	Institutions	N.A	N.A	N.A	N.A	N.A	N.A	N.A
(a)	Mutual Funds/ UTI	N.A	N.A	N.A	N.A	N.A	N.A	N.A
(b)	Financial Institutions / Banks	N.A	N.A	N.A	N.A	N.A	N.A	N.A
(c)	Central Government/ State Government(s)	N.A	N.A	N.A	N.A	N.A	N.A	N.A
(d)	Venture Capital Funds	N.A	N.A	N.A	N.A	N.A	N.A	N.A
(e)	Insurance Companies	N.A	N.A	N.A	N.A	N.A	N.A	N.A
(f)	Foreign Institutional Investors	N.A	N.A	N.A	N.A	N.A	N.A	N.A
(g)	Foreign Venture Capital Investors	N.A	N.A	N.A	N.A	N.A	N.A	N.A
(h)	Any Other	N.A	N.A	N.A	N.A	N.A	N.A	N.A
(2)	Sub-Total (B)(1)	N.A	N.A	N.A	N.A	N.A	N.A	N.A
(a)	Non-institutions	N.A	N.A	N.A	N.A	N.A	N.A	N.A
(b)	Bodies Corporate	N.A	N.A	N.A	N.A	N.A	N.A	N.A
I	Individuals	N.A	N.A	N.A	N.A	N.A	N.A	N.A
	Individuals -i. Individual shareholders holding nominal share capital up to Rs 1 lakh	N.A	N.A	N.A	N.A	N.A	N.A	N.A

For The Supreme Industries Limited


Compliance Officer

Category code	Category of Shareholder	Number of Voting Rights held in each class of securities			Total Voting Rights (III+IV+V)	As a percentage of (A+B) (VII)	As a percentage of (A+B+C) (VIII)
		Class X (III)	Class Y (IV)	Class Z (V)			
II	ii. Individual shareholders holding nominal share capital in excess of Rs. 1 lakh.	N.A	N.A	N.A	N.A	N.A	N.A
(c)	Any Other (specify)	N.A	N.A	N.A	N.A	N.A	N.A
	Sub-Total (B)(2)	N.A	N.A	N.A	N.A	N.A	N.A
	Total Public Shareholding (B)=(1)+(B)(2)	N.A	N.A	N.A	N.A	N.A	N.A
	TOTAL (A)+(B)	N.A	N.A	N.A	N.A	N.A	N.A
(C)	Shares held by Custodians and against which Depository Receipts have been issued	N.A	N.A	N.A	N.A	N.A	N.A
	GRAND TOTAL (A)+(B)+(C)	N.A	N.A	N.A	N.A	N.A	N.A

For The Supreme Industries Limited



Compliance Officer