

COLUMN PIPES for Submersible Pumps

... The best alternative to GI Pipes

- Excellent corrosion and chemical resistant properties
- Strong and durable
- Easy and quick installation
- Long life

अटूट जोड़ का विश्वास



Cord lock provision for perfect locking



The Supreme Industries Ltd. is an acknowledged leader of India's plastic industry. It is credited with pioneering several path breaking products and has gained a valuable experience in providing innovative and cost effective piping solutions. The Company has been a trend setter and a torch bearer in the transition from conventional to advanced plastic piping products in the country. The Company's objective is to meet the growing needs of its clientele in water and waste management and in infrastructure sector through a specially designed high performance range of piping products. The innovative product portfolio offered by Supreme is extensive in nature and applications. With its range of over 8000 products, the most comprehensive in the piping industry, Supreme caters to almost every conceivable need and application in piping. Supreme offers a variety of casing and column pipes for bore well applications. Designed and manufactured using latest materials and technology, Supreme column pipes are the most suitable pipes for submersible pumps offering several more advantages like ease of installation and function over GI pipes.

- Millions of successful installations across the country and overseas
- Suitable up to 1500 ft depth

Jeevan bhar ka saath...



COLUMN PIPES

for Submersible Pumps



Unique features

Special compound - Supreme column pipes are manufactured from especially designed uPVC compound to make it sufficiently strong against loads and pressure that they may encounter during installation and use.

Square threads - Unique square threads made on CNC machines provide sufficient grip and additional strength against tensile loads. Thus the joints become fairly strong with sufficient safety factor to take care of load of entire assembly along with weight of the pump. These specially designed threads also make them suitable for easy joining and re-joining several times.

Sealing ring - Specially designed D type and flat rubber sealing rings provided on the threads make the joints watertight and help absorb pump vibrations.

Wide range - Supreme offers a wide range of column pipes in 25 to 100mm (1" to 4") dia in light, medium, super medium, eco standard, standard, super standard, heavy and super heavy duty variants. These eight varieties of pipes designed for different installation depths cater to all the pump delivery head requirements. Besides pipes, Supreme offers required accessories like adapters, pump guards, jigs, loop bails, strap wrench etc. for installation, reinstallation and pump safety.

Advantages

Light weight - Supreme column pipes are light in weight enabling easy and economical transportation.

Hygienic - As uPVC is immune to galvanic and electrolytic erosion, both pipes and water remain unaffected. These pipes can be installed in all types of acidic or alkaline medium which adversely affect metal pipes.

High flow rates - Mirror smooth inner surface of the pipe and corrosion resistant property prevent scale formation which ensures high flow rate resulting in substantial power saving.

Long life - Supreme pipes are manufactured with latest technology under stringent quality control. Specially imported additives are used for higher strength and long trouble free service life.

High tensile load capacity - Specially designed square threads (male and female) are manufactured on SPMs to provide

smooth joining and re-joining. The design of threads along with the pipe material makes it strong enough to take high tensile loads.

Leak proof joints - The sealing rings are made from the best quality rubber to ensure long service life, absorption of pump vibrations and water tightness.

Overall economy - The advantages listed above result in making these pipes more economical as compared to GI pipes.

Accessories

Loop bail: This loop bail can be used along with tripod and chain pulley block for lowering column pipes instead of M.S. clamps. This installation device is available for 25 to 65mm (1" to 2½") dia pipes and its use prevents damage to pipes.

Bottom adapter: This adapter is used for connecting submersible pump directly to column pipe or pump guard connector.

Top adapter: This adapter is used for connecting topmost column pipe to the discharge fitting/discharge bend. The collar provided on this adapter along with clamps is used for holding entire pump and pipe assembly on the top of the bore well. Top and bottom adapters are available in DI, CI and SS.

Pump guard: This is used for protecting pump from falling into the bore well.

Strap wrench: Strap wrench can be use to assemble and remove column pipes as an alternative to conventional pipe wrench. Its use prevents scratch marks/damage on the pipes. This can be used for 40, 50 and 65mm (1½", 2" and 2½") dia pipes.

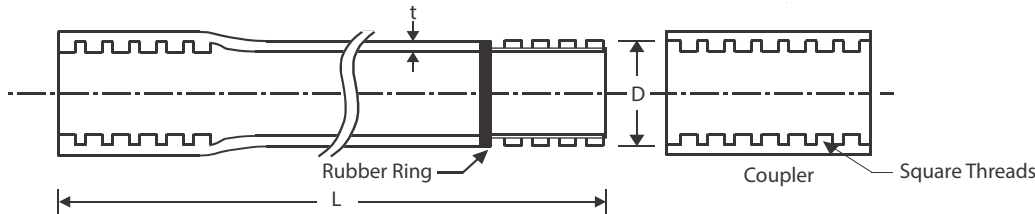
Design and Testing

Supreme column pipes have been specially designed and manufactured under stringent quality checks. They are tested to withstand system load comprising pump, water and pipe weight with adequate factor of safety. They can withstand considerable shocks and jerk load during operation due to unique design of square threads.

Available range

Pipes: The column pipes are available from 25 to 100mm (1" to 4") dia in different classes. Pipes have female belled threads and male threads on the ends and/or with separate coupler as per the details given in the table. Pipes are available in 2 and 3m length with square threads fitted with rubber sealing ring at male threaded end.

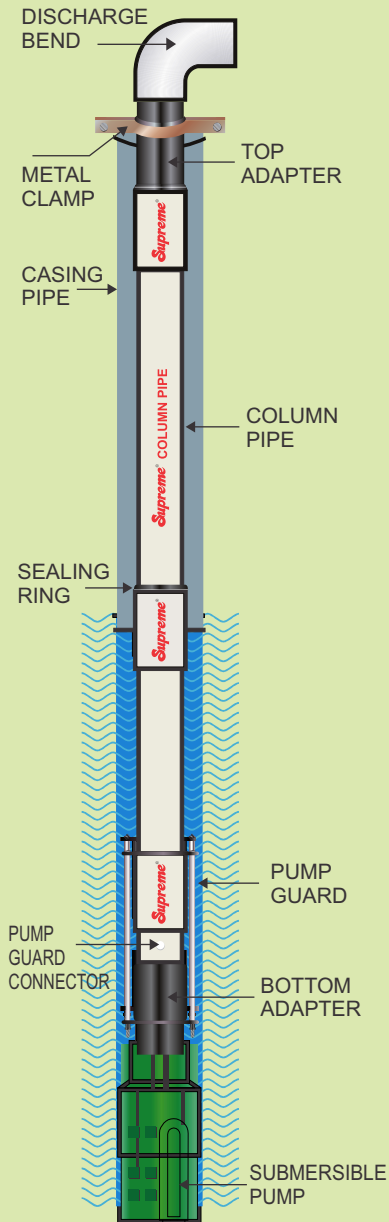
Dimensions of column pipes for submersible pumps

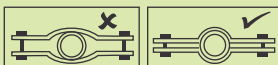


Size		Outer diameter (D) in mm		Wall thickness (t) in mm		Length L (m)	End type	Recommended installation depth (feet)
mm	inch	Min	Max	Min	Max			
Light Duty (Blue coloured marking)								
25	1"	33.0	33.3	1.9	2.1	3	Male/Female or with Coupler	426
32	1¼"	42.0	42.3	2.4	2.7	3	Male/Female or with Coupler	492
40	1½"	48.0	48.3	2.5	2.9	3	Male/Female or with Coupler	426
50	2"	60.0	60.3	2.6	3.0	3	Coupler	361
Medium Duty (Orange coloured marking)								
25	1"	33.0	33.3	2.0	2.3	2/3	Male/Female or with Coupler	492
32	1¼"	42.0	42.3	2.8	3.2	3	Male/Female or with Coupler	656
40	1½"	48.0	48.3	2.8	3.2	3	Male/Female or with Coupler	525
50	2"	60.0	60.3	2.8	3.2	3	Coupler	426
65	2½"	75.0	75.3	2.9	3.3	3	Coupler	328
80	3"	88.0	88.3	3.3	3.8	3	Coupler	361
100	4"	113.0	113.4	3.8	4.3	3	Coupler	328
Super Medium Duty (Orange coloured marking)								
25	1"	33.0	33.3	2.6	2.9	3	Male/Female or with Coupler	722
40	1½"	48.0	48.3	3.6	4.2	3	Male/Female or with Coupler	689
Eco Standard Duty (Red coloured marking)								
50	2"	60.0	60.3	3.7	4.1	3	Coupler	656
Standard Duty (Red coloured marking)								
25	1"	33.0	33.3	4.2	4.7	3	Male/Female or with Coupler	984
32	1¼"	42.0	42.3	4.1	4.6	2/3	Male/Female or with Coupler	886
40	1½"	48.0	48.3	4.1	4.6	3	Male/Female or with Coupler	886
50	2"	60.0	60.3	4.1	4.6	2/3	Coupler	754
65	2½"	75.0	75.3	4.2	4.8	3	Coupler	525
80	3"	88.0	88.3	5.0	5.6	3	Coupler	558
100	4"	113.0	113.4	5.7	6.4	3	Coupler	492
Super Standard Duty (Red coloured marking)								
65	2½"	75.0	75.3	5.5	6.1	3	Coupler	689
Heavy Duty (Green coloured marking)								
32	1¼"	42.0	42.3	5.2	5.8	3	Coupler	1148
40	1½"	48.0	48.3	5.9	6.5	3	Coupler	1148
50	2"	60.0	60.3	5.4	6.0	3	Coupler	886
65	2½"	75.0	75.3	6.4	7.1	3	Coupler	820
80	3"	88.0	88.3	7.3	8.0	3	Coupler	820
100	4"	113.0	113.4	9.4	10.2	3	Coupler	820
Super Heavy Duty (Green coloured marking)								
32	1¼"	42.0	42.3	6.0	6.5	3	Coupler	1476
40	1½"	48.0	48.3	6.2	6.6	3	Coupler	1378
50	2"	60.0	60.3	6.5	7.2	3	Coupler	1148
80	3"	88.0	88.3	9.8	10.7	3	Coupler	1148



Installation procedure



- Tighten the CI bottom adapter on the pump with the help of strap wrench or pipe wrench. Lower the pump in the well using loop bail or M.S. clamps.
- Take a column pipe and remove the protection cap from the male end. Wipe both ends using a clean piece of cloth.
- Ensure that rubber gasket supplied with the pipe is properly placed in the groove on the male threads of pipe.
- In case the seal is found to be damaged, replace it with extra sealing rings supplied in each bag.
- While lowering or extracting the pump set, pipes should be clamped at "CLAMP HERE" location marked on the pipes. Rubber sheet/cushioning between pipe surface and clamp may be used to avoid scratches/damages to the pipe.
- Clamps to be used with pipe for installation should be of correct size (as shown) to avoid damage to the threads. 
- Use of Supreme column pipes for submersible pump in combination with GI pipes in the same bore well/tube well is not recommended.
- Join the pipes one after the other. Tighten the pipes by strap wrench or jerk of a pipe wrench so that 50% of rubber-sealing ring on male thread end gets into the seat of belled/coupler female square threads. Use plain water or soapy water as a thread lubricant. Do not use any oil or grease on threads.
- When the pump is lowered to the desired depth, fit top adapter to the last pipe.

Connect required fittings like nipple/bend to the delivery side of top adapter.

- Use Supreme installation tool, i.e., loop bail for lowering the pipes in the bore well while using tripod and chain pulley block instead of M.S. clamps.
- We recommend use of Supreme pump guard system to make your installation foolproof against falling of pump due to excessive vibrations/jerks or during pump withdrawal.

Precautions

- Do not over tighten the pipes as it may result in crushing of rubber sealing leading to leakage/pipe failure.
- Use new rubber seals for every reinstallation of submersible pump.
- Do not apply grease, oil or any other oily substance on the threads.
- It is advisable to use safety device such as pump protection relay to prevent dry running of pump or pump shut-off head condition.
- In bore wells with loose boulders, casing pipes are recommended for entire depth.
- In bore wells, without full casing pipes, it is advised that at the time of removal of pumps from bore wells, if the pump gets stuck due to silt/ mud or stones, the bore well should be proper flushed prior to application of pulling load.
- Use of good quality reflux valves on the delivery side is recommended for preventing water hammer, upthrust and back spin in the pumping system.

• Any specification may change without prior notice. • All information contained in this literature is given in good faith and believed to be accurate and reliable. Because of many factors which may be outside our knowledge or control and affect the use of the product, no warranty is given or implied with respect to such information, nor do we offer any warranty of immunity against patent infringement. No responsibility can be accepted for any error, omissions or incorrect assumptions.

The Supreme Industries Ltd. (Plastic Piping Division)

Corporate Office: 1161/1162, Solitair Corporate Park, Building No. 11,167, Guru Hargovindji Marg, Chakala, Andheri Ghatkopar Link Road, Andheri (East) Mumbai - 400 093. India.
Tel: 91-22-67710000, 40430000

Regd. Office: 612 Raheja Chambers, Nariman Point, Mumbai 400 021. India. Tel.: (022) 22851656, 22820072
E-mail: pvc-pipes@supreme.co.in Website: www.supreme.co.in

Export Division: Tel: 91-22-6771 0126 / 4043 0126; Fax: 6771 0130

Overseas Office: Sharjah, UAE. Tel# +971 6 557 4484; Fax# +971 6 557 4485

CIN: L35920MH1942PLC003554

Branch Offices Tel.

Ahmedabad	: 079-30028371
Bangalore	: 080-30913715
Chennai	: 044-39811182
Cochin	: 0484-2385346
Hyderabad	: 040-23221130
Indore	: 0731-2432684
Jaipur	: 09910995853
Jalgaon Gadegaon	: 0257-3050541,42
Kanpur	: 0512-2332280
Kolkata	: 033-30070123
Noida (Delhi)	: 0120-6660000

Authorised Distributor

