


(l) (a)

Statement showing Shareholding Pattern

Name of the Company: THE SUPREME INDUSTRIES LTD			
Scrip Code, Name of the scrip, class of security: NSE: SUPREMEIND, BSE: 509930 Class of Security: Equity Shares			
Quarter ended: 31/03/2015			
Partly paid-up shares:-	No. of partly paid-up shares	As a % of total no. of partly paid-up Shares	As a % of total no. of shares of the company
Held by promoter/promoter group	NIL	N.A.	N.A.
Held by public	NIL	N.A.	N.A.
Total	NIL	N.A.	N.A.
Outstanding convertible securities :-	No. of outstanding securities	As a % of total no. of outstanding convertible securities	As a % of total no. of shares of the company, assuming full conversion of the convertible securities
Held by promoter/promoter group	NIL	N.A.	N.A.
Held by public	NIL	N.A.	N.A.
Total	NIL	N.A.	N.A.
Warrants:-	No. of warrants	As a % of total no. of warrants	As a % of total no. of shares of the company, assuming full conversion of Warrants
Held by promoter/promoter group	NIL	N.A.	N.A.
Held by public	NIL	N.A.	N.A.
Total	NIL	N.A.	N.A.
Total paid-up capital of the company, assuming full conversion of warrants and convertible securities	127026870	N.A.	100.00


For The Supreme Industries Ltd.


 (R. J. Saboo)

 &
 AVP (Corporate Affairs) &
 Company Secretary

Statement Showing Shareholding Pattern								
(I)(a)								
	Name of the Company :		THE SUPREME INDUSTRIES LTD					
	Scrip Code :		509930	Quarter Ended :		31/03/2015		
Category code	Category of Shareholder	Number of Shareholders	Total number of shares	Number of shares held in dematerialized form	Total shareholding as a percentage of total number of shares		Shares pledged or otherwise encumbered	
					As a percentage of(A+B) ¹	As a percentage of (A+B+C)	Number of Shares	As a percentage of (IX)=(VIII)/(IV)*100
(I)	(II)	(III)	(IV)	(V)	(VI)	(VII)	(VIII)	(IX)
(A)	Shareholding of Promoter and Promoter Group²							
1	Indian							
(a)	Individuals/ Hindu Undivided Family	10	3235590	3235590	2.55	2.55	0	0.00
(b)	Central Government/ State Government(s)	0	0	0	0.00	0.00	0	0.00
(c)	Bodies Corporate	6	59897155	59897155	47.15	47.15	0	0.00
(d)	Financial Institutions/ Banks	0	0	0	0.00	0.00	0	0.00
(e)	Any Others(Specify)	0	0	0	0.00	0.00	0	0.00
	Trust	1	17260	17260	0.01	0.01	0	0.00
	Sub Total(A)(1)	17	63150005	63150005	49.71	49.71	0	0.00
2	Foreign							
a	Individuals (Non-Residents Individuals/ Foreign Individuals)	0	0	0	0.00	0.00	0	0.00
b	Bodies Corporate	0	0	0	0.00	0.00	0	0.00
c	Institutions	0	0	0	0.00	0.00	0	0.00
d	Any Others(Specify)	0	0	0	0.00	0.00	0	0.00
	Sub Total(A)(2)	0	0	0	0.00	0.00	0	0.00
	Total Shareholding of Promoter and Promoter Group (A)=(A)(1)+(A)(2)	17	63150005	63150005	49.71	49.71	0	0.00
(B)	Public shareholding							
1	Institutions							
(a)	Group Companies							
(i)	Foreign Financial Institutions/ Banks	1	500	500	0.00	0.00	0	0.00
(b)	Mutual Funds/ UTI	36	8082904	8082904	6.36	6.36	0	0.00
(c)	Financial Institutions / Banks	13	123949	121184	0.11	0.11	0	0.00
							N.A.	N.A.
							N.A.	N.A.

For The Supreme Industries Ltd.


 (R. J. Saboo)
 AVP (Corporate Affairs) &
 Company Secretary

Category code	Category of Shareholder	Number of Shareholders	Total number of shares	Number of shares held in dematerialized form	Total shareholding as a percentage of total number of shares		Shares pledged or otherwise encumbered	
					As a percentage of (A+B) ¹	As a percentage of (A+B+C)	Number of Shares	As a percentage of (IX)= (VIII)/(IV)*100
(I)	(II)	(III)	(IV)	(V)	(VI)	(VII)	(VIII)	(IX)
		0	0	0	0.00	0.00	0	0.00
(d)	Central Government/ State Government(s)	0	0	0	0.00	0.00	0	0.00
(e)	Venture Capital Funds	0	0	0	0.00	0.00	0	0.00
(f)	Insurance Companies	0	0	0	0.00	0.00	0	0.00
(g)	Foreign Institutional Investors	106	27317536	27316036	21.50	21.50	0	0.00
(h)	Foreign Venture Capital Investors	0	0	0	0.00	0.00	0	0.00
(i)	Qualified Foreign Investor	0	0	0	0.00	0.00	0	0.00
(j)	Any Other	0	0	0	0.00	0.00	0	0.00
	Sub-Total (B)(1)	156	35524889	35520624	27.97	27.97	0	0.00
B 2	Non-institutions							
(a)	Bodies Corporate	496	5390208	5369723	4.24	4.24	0	0.00
(b)	Individuals							
I	Individuals -i. Individual shareholders holding nominal share capital up to Rs 1 lakh	26765	17779246	15303476	14.00	14.00	0	0.00
II	ii. Individual shareholders holding nominal share capital in excess of Rs. 1 lakh.	40	4496902	4496902	3.54	3.54	0	0.00
(c)	Qualified Foreign Investor	0	0	0	0.00	0.00	0	0.00
(d)	Any Other (specify)							
(d-i)	Trusts	4	11099	11099	0.01	0.01	0	0.00
(d-ii)	Clearing Member	46	30317	30317	0.03	0.03	0	0.00
(d-ii)	NRI	610	542613	401633	0.42	0.42	0	0.00
(d-iii)	OCB	3	101591	62221	0.08	0.08	0	0.00
	Sub-Total (B)(2)	27964	28351976	25675371	22.32	22.32	0	0.00
(B)	Total Public Shareholding (B)= (B)(1)+(B)(2)	28120	63876865	61195995	50.29	50.29	N.A.	N.A.
	TOTAL (A)+(B)	28137	127026870	124346000	100.00	100.00	0	0.00
(C)	Shares held by Custodians and against which Depository Receipts have been issued							
(i)	Promoter and Promoter Group	0	0	0	0.00	0.00	0.00	0.00
(ii)	Public	0	0	0	0.00	0.00	0.00	0.00
	Sub Total (C) (I)	0	0	0	0.00	0.00	0.00	0.00
	GRAND TOTAL (A)+(B)+(C)	28137	127026870	124346000	100.00	100.00	0	0.00

For The Supreme Industries Ltd.

(R. J. Saboo)

AVP (Corporate Affairs) &
Company Secretary

(1)(b) Statement showing holding of securities (including shares, warrants, convertible securities) of persons belonging to the category "Promoter and Promoter Group"

Sr. No.	Name of the shareholder	Details of Shares held		Encumbered shares (*)			Details of warrants		Details of convertible securities		Total shares (including underlying shares assuming full conversion of warrants and convertible securities) as a % of diluted share capital
		No. of Shares held	As a % of grand total (A) + (B) + (C)	No.	As a percentage	As a % of grand total (A) + (B) + (C) of sub-clause (I) (a)	Number of warrants held	As a % total number of warrants of the same class	Number of convertible securities held	As a % total number of convertible securities of the same class	
(I)	(II)	(III)	(IV)	(V)	(VI)=(V)/(III)*100	(VII)	(VIII)	(IX)	(X)	(XI)	(XII)
1	VENKTESH INVESTMENT & TRADING CO. (P) LTD.	19693081	15.50	0	0.00	0.00	0	0.00	0	0.00	0
2	JOVIAL INVESTMENT & TRADING CO. (P) LTD.	19912082	15.68	0	0.00	0.00	0	0.00	0	0.00	0
3	BOON INVESTMENT & TRADING CO. (P) LTD	20206592	15.91	0	0.00	0.00	0	0.00	0	0.00	0
4	SURAJ PACKAGING PRIVATE LIMITED	6300	0.00	0	0.00	0.00	0	0.00	0	0.00	0
5	PLATINUM PLASTIC AND INDUSTRIES PRIVATE LIMITED	49100	0.04	0	0.00	0.00	0	0.00	0	0.00	0
6	BALKRISHNA PRABHU CHARITABLE TRUST	17260	0.01	0	0.00	0.00	0	0.00	0	0.00	0
7	SPACE AGE CHEMPLAST PVT LTD	30000	0.02	0	0.00	0.00	0	0.00	0	0.00	0
8	SHIVRATAN JEETMAL TAPARIA	703816	0.55	0	0.00	0.00	0	0.00	0	0.00	0
9	MAHAVEERPRASAD S. TAPARIA	749186	0.59	0	0.00	0.00	0	0.00	0	0.00	0
10	VIJAYKUMAR BAJRANGLAL TAPARIA	344890	0.27	0	0.00	0.00	0	0.00	0	0.00	0
11	BAJRANGLAL SURAJMAL TAPARIA	367398	0.29	0	0.00	0.00	0	0.00	0	0.00	0
12	VIVEK KUMAR TAPARIA	262230	0.21	0	0.00	0.00	0	0.00	0	0.00	0
13	KAMLESHDEVI M. TAPARIA	347830	0.27	0	0.00	0.00	0	0.00	0	0.00	0
14	KUSUMDEVI S. TAPARIA	98690	0.08	0	0.00	0.00	0	0.00	0	0.00	0
15	PRIYANKADEVI TAPARIA	141500	0.11	0	0.00	0.00	0	0.00	0	0.00	0
16	VIREN VIVEK TAPARIA	200050	0.16	0	0.00	0.00	0	0.00	0	0.00	0
17	ANIKA VIVEKKUMAR TAPARIA	20000	0.02	0	0.00	0.00	0	0.00	0	0.00	0
TOTAL		63150005	49.71	0	0.00	0.00	0	0.00	0	0.00	0

(*) The term "encumbrance" has the same meaning as assigned to it in regulation 26(9) of the SAST Regulation, 2011.


For The Supreme Industries Ltd.

(R. J. Saboo)

AVP (Corporate Affairs) &
Company Secretary

(1)(c) (i) Statement showing holding of securities (including shares, warrants, convertible securities) of persons belonging to the category "Public" and holding more than 1% of the total number of shares								
Sr. No.	Name of the shareholder	Number of shares	Shares as a percentage of total number of shares (i.e., Grand Total (A)+(B)+(C) indicated in Statement at para (1)(a) above)	Details of warrants		Details of convertible securities		Total shares (including underlying shares assuming full conversion of warrants and convertible)
				Number of warrants held	As a % total number of warrants of the same class	Number of convertible securities held	% w.r.t. total number of convertible securities of the same class	
		8176502	6.44	0	0.00	0	0.00	0
1	NALANDA INDIA FUND LIMITED	2594317	2.04	0	0.00	0	0.00	0
2	CARTICA CAPITAL LTD	2490100	1.96	0	0.00	0	0.00	0
3	HDFC TRUSTEE COMPANY LTD.- A/C. HDFC MID- CAP OPPORTUNITIES FUND	1895000	1.49	0	0.00	0	0.00	0
4	MATTHEWS INDIA FUND	1479890	1.17	0	0.00	0	0.00	0
5	JPMORGAN EMERGING MARKETS INVESTMENT TRUST PL							
TOTAL		16635809	13.10	0	0.00	0	0.00	0

For The Supreme Industries Ltd.




(R. J. Saboo)

AVP (Corporate Affairs) &
Company Secretary

(D)(c) (ii) Statement showing holding of securities (including shares, warrants, convertible securities) of persons (together with PAC) belonging to the category "Public" and holding more than 5% of the total number of shares of the company

Sr. No.	Name (s) of the shareholder (s) and the Persons Acting in Concert (PAC) with them	Number of shares	Shares as a percentage of total number of shares (i.e., Grand Total (A)+(B)+(C) indicated in Statement at para (I)(a) above)	Details of warrants		Details of convertible securities		Total shares (including underlying shares assuming full conversion of warrants and convertible securities) as a % of diluted share capital
				Number of warrants held	As a % total number of warrants of the same class	Number of convertible securities held	% w.r.t. total number of convertible securities of the same class	
1	NALANDA INDIA FUND LIMITED	8176502	6.44	0	0.00	0	0.00	0
	TOTAL	8176502	6.44	0	0.00	0	0.00	0.00

For The Supreme Industries Ltd.




(R. J. Saboo)

AVP (Corporate Affairs) &
Company Secretary


(l)(d) Statement showing details of locked-in shares				
Sr. No.	Name of the Shareholder	Category of Shareholders (Promoters/ Public)	Number of Locked-in Shares	Locked-in shares as a percentage of total number of shares { i.e., Grand Total (A)+(B)+(C) indicated in Statement at para (l) (a) above}
	NIL	NIL	NIL	NIL
TOTAL		0	0	0.00

For The Supreme Industries Ltd.


 (R. J. Saboo)
 AVP (Corporate Affairs) &
 Company Secretary

(II) (a) Statement Showing Details of Depository Receipt(s) (DRs)				
Sr. No.	Type of Outstanding DR (ADRs, GDRs, SDRs, etc.)	No. of Outstanding DRs	No of Shares underlying outstanding DRs	Shares underlying outstanding DRs as a % of total no. of Shares (I.e Total (A)+ (B)+ (C) Indicated in Statement at Para (I) (a) above)
	NIL	NIL	NIL	NIL
TOTAL		0	0	0.00

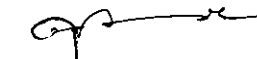
For The Supreme Industries Ltd.


(R. J. Saboo)

AVP (Corporate Affairs) &
Company Secretary

(II) (b) Statement Showing Holding of Depository Receipts (DRs)				
where underlying shares held by 'promoter / promoter group' are in excess of 1% of the total number of shares				
Sr. No.	Name of the DR Holder	Type of Outstanding DR (ADRs, GDRs, SdRs etc.)	No of Shares underlying outstanding DRs	Shares underlying outstanding DRs as a % of total no. of Shares (I.e. Grand Total (A) + (B) + (C) Indicated in Statement at Para (I) (a) above)
	NIL	NIL	NIL	NIL
TOTAL			0	0.00

For The Supreme Industries Ltd.



(R. J. Saboo)

AVP (Corporate Affairs) &
Company Secretary

(III) (a) Statement showing the voting pattern of shareholders, if more than one class of shares / securities is issued by the issuer.
(Give description of voting rights for each class of security.)

Class X:

Class Y:

Class Z:)

Not Applicable as only one class of Equity Shares is issued by the Company.

Category code (I)	Category of Shareholder (II)	Number of Voting Rights held in each class of securities				Total Voting Rights (III+IV+V) (VI)	Total Voting Rights i.e. (VI)		
		Class X (III)	Class Y (IV)	Class Z (V)			As a percentage of (A+B) (VII)	As a percentage of (A+B+C) (VIII)	
(A)	Promoter and Promoter Group	N.A	N.A	N.A	N.A	N.A	N.A	N.A	N.A
(1)	Indian	N.A	N.A	N.A	N.A	N.A	N.A	N.A	N.A
(a)	Individuals/ Hindu Undivided Family	N.A	N.A	N.A	N.A	N.A	N.A	N.A	N.A
(b)	Central Government/ State Government(s)	N.A	N.A	N.A	N.A	N.A	N.A	N.A	N.A
(c)	Bodies Corporate	N.A	N.A	N.A	N.A	N.A	N.A	N.A	N.A
(d)	Financial Institutions/ Banks	N.A	N.A	N.A	N.A	N.A	N.A	N.A	N.A
(e)	Any Others(Specify)	N.A	N.A	N.A	N.A	N.A	N.A	N.A	N.A
	Sub-Total (A)(1)	N.A	N.A	N.A	N.A	N.A	N.A	N.A	N.A
(2)	Foreign	N.A	N.A	N.A	N.A	N.A	N.A	N.A	N.A
(a)	Individuals (Non-Residents Individuals/ Foreign Individuals)	N.A	N.A	N.A	N.A	N.A	N.A	N.A	N.A
(b)	Bodies Corporate	N.A	N.A	N.A	N.A	N.A	N.A	N.A	N.A
(c)	Institutions	N.A	N.A	N.A	N.A	N.A	N.A	N.A	N.A
(d)	Any Others(Specify)	N.A	N.A	N.A	N.A	N.A	N.A	N.A	N.A
	Sub Total(A)(2)	N.A	N.A	N.A	N.A	N.A	N.A	N.A	N.A


For The Supreme Industries Ltd.



(R. J. Saboo)
AVP (Corporate Affairs) &
Company Secretary


Category code (I)	Category of Shareholder (II)	Number of Voting Rights held in each class of securities				Total Voting Rights (III+IV+V) (VI)	Total Voting Rights i.e. (VI)		
		Class X (III)	Class Y (IV)	Class Z (V)			As a percentage of (A+B) (VII)	As a percentage of (A+B+C) (VIII)	
	Total Shareholding of Promoter and Promoter Group (A)=(A)1+(A)2	N.A	N.A	N.A	N.A	N.A	N.A	N.A	N.A
(B)	Public shareholding	N.A	N.A	N.A	N.A	N.A	N.A	N.A	N.A
(1)	Institutions	N.A	N.A	N.A	N.A	N.A	N.A	N.A	N.A
(a)	Mutual Funds/ UTI	N.A	N.A	N.A	N.A	N.A	N.A	N.A	N.A
(b)	Financial Institutions / Banks	N.A	N.A	N.A	N.A	N.A	N.A	N.A	N.A
(c)	Central Government/ State Government(s)	N.A	N.A	N.A	N.A	N.A	N.A	N.A	N.A
(d)	Venture Capital Funds	N.A	N.A	N.A	N.A	N.A	N.A	N.A	N.A
(e)	Insurance Companies	N.A	N.A	N.A	N.A	N.A	N.A	N.A	N.A
(f)	Foreign Institutional Investors	N.A	N.A	N.A	N.A	N.A	N.A	N.A	N.A
(g)	Foreign Venture Capital Investors	N.A	N.A	N.A	N.A	N.A	N.A	N.A	N.A
(h)	Any Other	N.A	N.A	N.A	N.A	N.A	N.A	N.A	N.A
	Sub-Total (B)(1)	N.A	N.A	N.A	N.A	N.A	N.A	N.A	N.A
(2)	Non-institutions	N.A	N.A	N.A	N.A	N.A	N.A	N.A	N.A
(a)	Bodies Corporate	N.A	N.A	N.A	N.A	N.A	N.A	N.A	N.A
(b)	Individuals	N.A	N.A	N.A	N.A	N.A	N.A	N.A	N.A
I	Individuals -i. Individual shareholders holding nominal share capital up to Rs 1 lakh	N.A	N.A	N.A	N.A	N.A	N.A	N.A	N.A

For The Supreme Industries Ltd.


(R. J. Saboo)
AVP (Corporate Affairs) &
Company Secretary

Category code (I)	Category of Shareholder (II)	Number of Voting Rights held in each class of securities				Total Voting Rights (III+IV+V) (VI)	Total Voting Rights i.e. (VI)		
		Class X (III)	Class Y (IV)	Class Z (V)			As a percentage of (A+B) (VII)	As a percentage of of (A+B+C) (VIII)	
II	ii. Individual shareholders holding nominal share capital in excess of Rs. 1 lakh.	N.A	N.A	N.A	N.A	N.A	N.A	N.A	N.A
(c)	Any Other (specify)	N.A	N.A	N.A	N.A	N.A	N.A	N.A	N.A
	Sub-Total (B)(2)	N.A	N.A	N.A	N.A	N.A	N.A	N.A	N.A
	Total Public Shareholding (B)=(B)(1)+(B)(2)	N.A	N.A	N.A	N.A	N.A	N.A	N.A	N.A
	TOTAL (A)+(B)	N.A	N.A	N.A	N.A	N.A	N.A	N.A	N.A
(C)	Shares held by Custodians and against which Depository Receipts have been issued	N.A	N.A	N.A	N.A	N.A	N.A	N.A	N.A
	GRAND TOTAL (A)+(B)+(C)	N.A	N.A	N.A	N.A	N.A	N.A	N.A	N.A

For The Supreme Industries Ltd.



(R. J. Saboo)

AVP (Corporate Affairs) &
Company Secretary