

SH/13/2024  
26<sup>th</sup> April, 2024

National Stock Exchange of India Ltd.,  
Exchange Plaza, 5<sup>th</sup> floor,  
Plot No. C/1, G. Block,  
Bandra-Kurla Complex,  
Bandra (East),  
MUMBAI – 400051

BSE Limited.,  
Market-Operations Dept.  
1<sup>st</sup> floor, New Trading Ring,  
Rotunda Bldg. P.J.Towers,  
Dalal Street, Fort,  
MUMBAI 400023

Sub.: Investor Presentation- March, 2024

Sirs

Enclosed please find Investor Presentation March, 2024

Please take the same on records

Thanking you,

Yours faithfully,  
For The Supreme Industries Ltd.



(R.J. Saboo)  
VP (Corporate Affairs) &  
Company Secretary



Encl.: a/a.

**The Supreme Industries Limited**

**Regd. Office :** 612, Raheja Chambers, Nariman Point, Mumbai 400021, INDIA.  
**CIN :** L35920MH1942PLC003554 **PAN :** AAAC1344F

+91-022-6257 0000 / 6257 0025  
sil\_narimanpoint@supreme.co.in



**Corporate Office :** 1161 & 1162, Solitaire Corporate Park, Bldg. No. 11, 167, Guru Hargovindji Marg, Andheri - Ghatkopar Link Road, Chakala, Andheri (East), Mumbai 400 093, INDIA. ☎ +91 (022) 6257 0000, 6257 0025 ✉ sil\_narimanpoint@supreme.co.in 🌐 www.supreme.co.in

# INVESTORS PRESENTATION

## FY 2023-24




# FLOW OF THE PRESENTATION

- ❖ FINANCIAL PERFORMANCE HIGHLIGHTS
- ❖ KEY SEGMENT PERFORMANCE
- ❖ WORKING CAPITAL CYCLE
- ❖ THE SUPREME GROUP
- ❖ A CURTAIN RAISER– THE SUPREME INDUSTRIES LTD.
- ❖ THE SUPREME INDUSTRIES LTD. AT A GLANCE
- ❖ SHAREHOLDING PATTERN
- ❖ ORGANISATION & MANAGEMENT TEAM
- ❖ BUSINESS VERTICALS
- ❖ PRODUCT PORTFOLIO GLIMPSE
- ❖ SUPREME PRESENCE IN INDIA
- ❖ VIRTUAL TOUR OF PLANTS
- ❖ TECHNICAL COLLABORATIONS
- ❖ BRAND PROMOTION & AWARENESS
- ❖ AWARDS & ACCOLADES
- ❖ SUSTAINABILITY
- ❖ THE INTANGIBLES – BEYOND NUMBERS
- ❖ ADDRESSING RISKS
- ❖ THE WAY FORWARD
- ❖ COMMITMENT TO SHAREHOLDERS
- ❖ A RESPONSIBLE CORPORATE CITIZEN

# FINANCIAL PERFORMANCE HIGHLIGHTS

## Strong Volume/ Revenue Growth



Q4 Volume increased by **33%** q-o-q to 195,369 MT vs. 147,414 MT PY



12M Volume increased by **26%** y-o-y to 639,701 MT vs. 506,501 MT PY



Q4 Revenue increased by **16%** q-o-q to Rs.3008 Cr vs. Rs.2598 Cr PY




12M Revenue increased by **10%** y-o-y to Rs.10134 Cr vs. Rs. 9201 Cr PY



### Profitability Improvement

- Q4 EBITDA increased by **2%** q-o-q to Rs.491 Cr vs. Rs.481 Cr PY
- 12M EBITDA increased by **29%** y-o-y to Rs.1549 Cr vs. Rs.1200 Cr PY



### Strong Liquidity

- Company Continues to be **Debt Free**
- Having Cash Surplus of **Rs. 1178 Crores** as at 31<sup>st</sup>Mar'24

# FINANCIAL HIGHLIGHTS



Rs. in Crores

Year	2018-19	2019-20	2020-21	2021-22	2022-23	2023-24	CAGR
Sales Tonnage (in MT)	397983	411521	409109	393907	506501	639701	9.96
Y-o-Y Growth %	7.22	3.40	-0.59	-3.72	28.58	26.30	
Total Income	5551.52	5503.63	6383.59	7840.51	9283.35	10251.98	13.05
Y-o-Y Growth %	11.88	-0.86	15.99	22.82	18.40	10.43	
EBIDTA	749.22	848.75	1312.74	1309.89	1281.84	1666.32	17.34
EBIDTA %	13.50	15.42	20.56	16.71	13.81	16.25	
Depreciation	183.54	205.67	212.78	229.52	263.39	298.38	
EBIT	565.68	643.08	1099.96	1080.37	1018.45	1367.94	19.32
EBIT %	10.19	11.68	17.23	13.78	10.97	13.34	
Financial Expenses	26.00	20.18	22.05	5.15	8.02	16.11	
Profit Before Tax	539.68	622.90	1077.91	1075.22	1010.43	1351.83	
PBT %	9.72	11.32	16.89	13.71	10.88	13.19	
Profit After Tax	362.25	492.68	801.38	811.89	764.47	1016.17	22.91
PAT %	6.53	8.95	12.55	10.36	8.23	9.91	
EPS (basic FV Rs. 2)	28.52	38.79	63.09	63.91	60.18	80.00	
ROE (%)	21.00	24.71	33.49	26.88	21.14	24.36	
ROACE (%) (Pre tax)	29.20	29.48	43.65	35.91	28.39	32.97	

# FINANCIAL HIGHLIGHTS



Rs. in Crores

Year	2018-19	2019-20	2020-21	2021-22	2022-23	2023-24
Share Capital	25.41	25.41	25.41	25.41	25.41	25.41
Reserves & Surplus	1967.24	2107.18	2843.76	3362.53	3819.35	4473.09
Net Worth	1992.65	2132.59	2869.17	3387.94	3844.76	4498.50
Total Assets	3069.22	3448.41	3982.65	4540.36	5137.59	5944.94
Secured Loans	53.45	90.94	-	-	-	-
Unsecured Loans	108.97	320.00	-	-	-	-
Total Debt	162.42	410.94	-	-	-	-
Net Block / CWIP	1611.02	1700.66	1765.30	1923.05	2147.95	2471.04
Investments	63.80	38.82	38.96	21.87	22.30	28.94
Debt to Equity (x)	0.08	0.19	-	-	-	-

# FINANCIAL HIGHLIGHTS



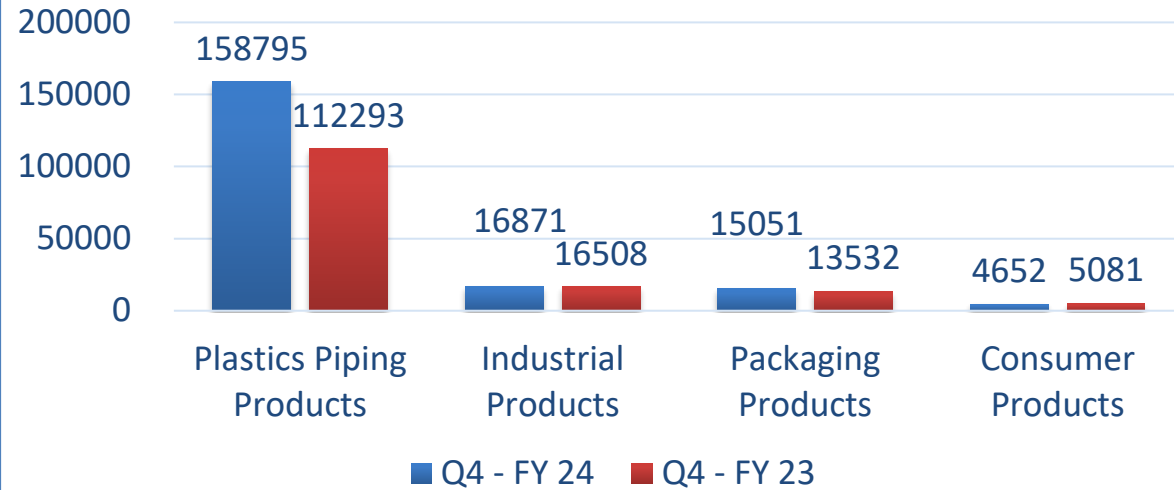
Rs. in Crores

Particulars	2018-19	2019-20	2020-21	2021-22	2022-23	2023-24
Cash Flow Summary						
Cash and Cash Equivalents at Beginning of year	29.15	30.61	218.50	759.46	517.54	737.68
Net Cash from Operating Activities	557.04	539.37	1245.69	470.98	891.39	1413.41
Net Cash Used in Investing Activities	(239.55)	(195.92)	(200.61)	(403.49)	(348.86)	(609.09)
Net Cash Used in Financing Activities	(316.03)	(155.52)	(505.50)	(310.31)	(326.97)	(381.69)
Effect of fair value of Liquid mutual funds	-	(0.04)	1.38	0.90	4.58	17.88
Net Inc/(Dec) in Cash and Cash Equivalent	1.46	187.89	540.96	(241.92)	220.14	440.51
Cash and Cash Equivalents at End of the year	30.61	218.50	759.46	517.54	737.68	1178.19

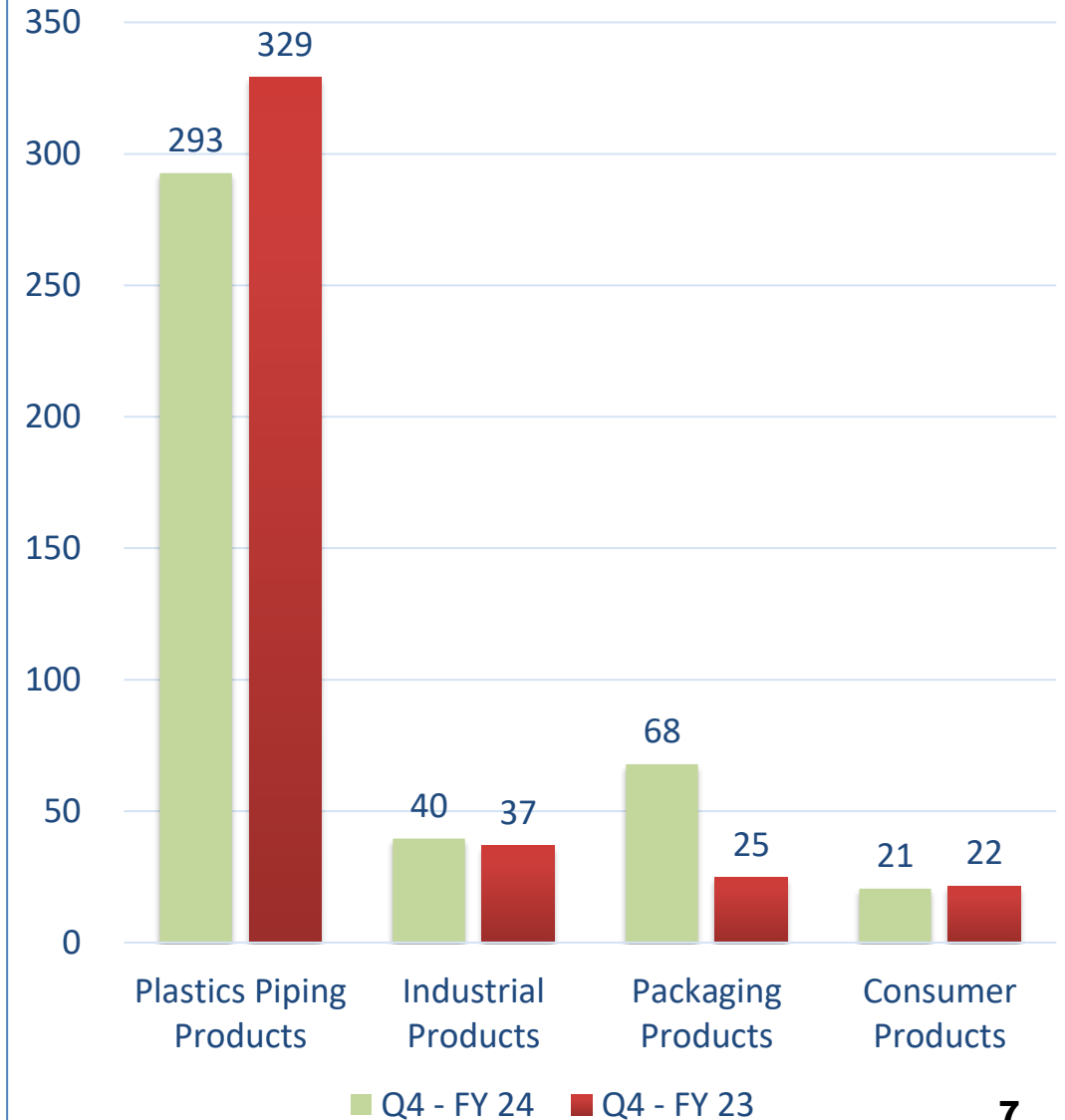
- Strong cash accruals and favourable capital structure, which provides financial flexibility to raise resources as and when required
- Positive cash flows at its operating as well as net level

# KEY SEGMENT PERFORMANCE – Q4 FY24

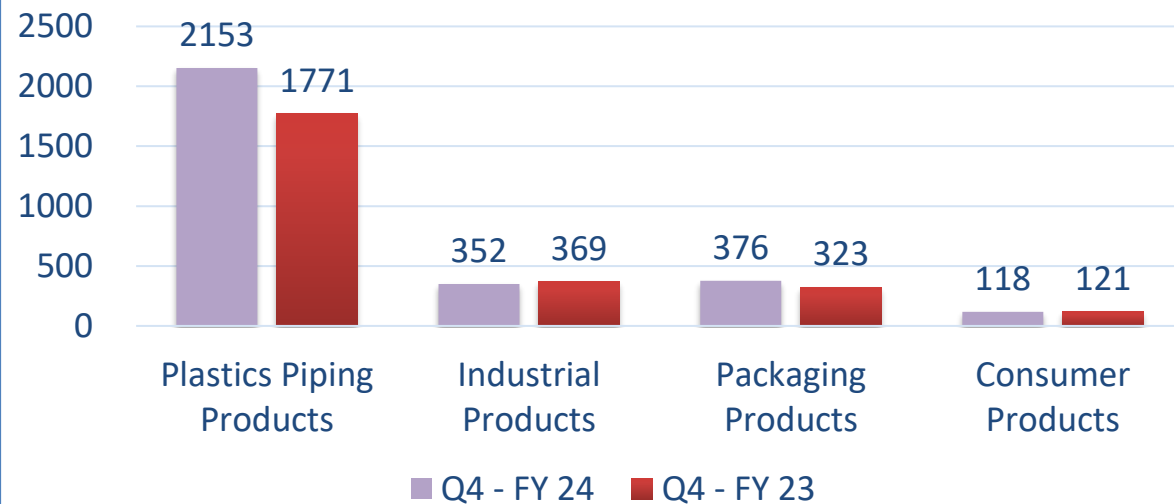
### Sales Tonnage (MT)



### EBIT (Rs. in Crores)



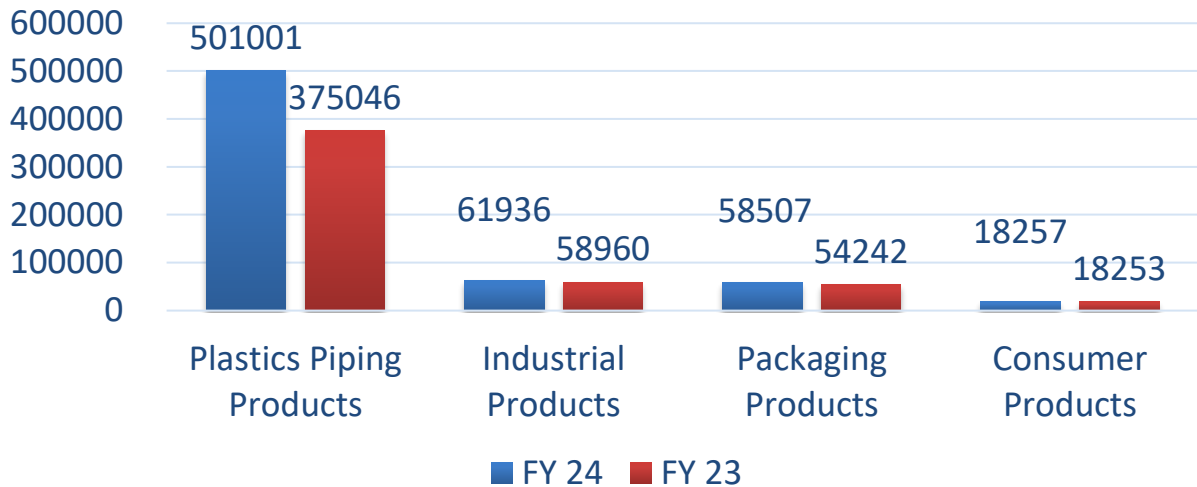
### Revenue (Rs. in Crores)



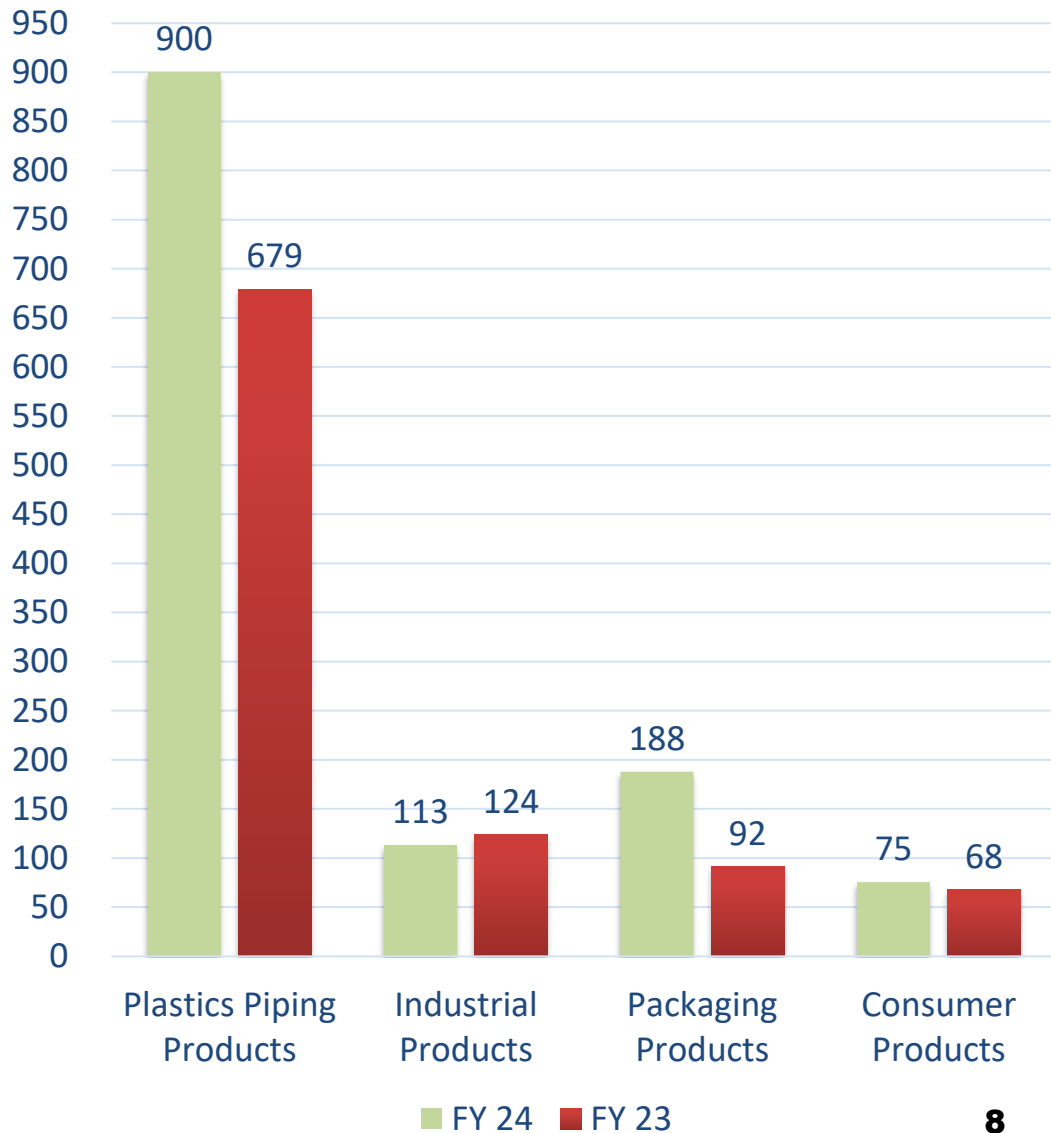


# KEY SEGMENT PERFORMANCE – FY24

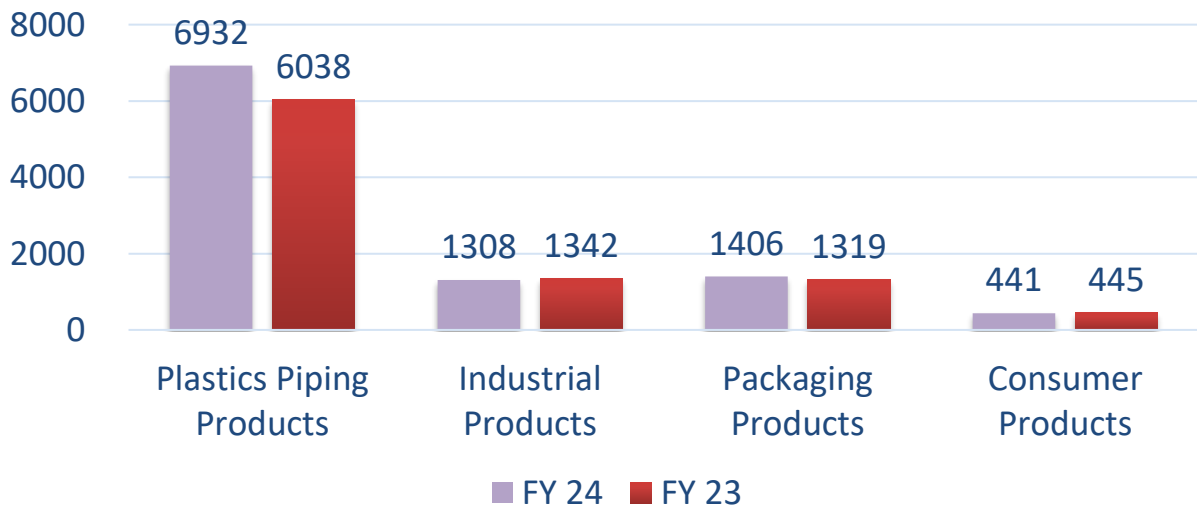
**Sales Tonnage (MT)**



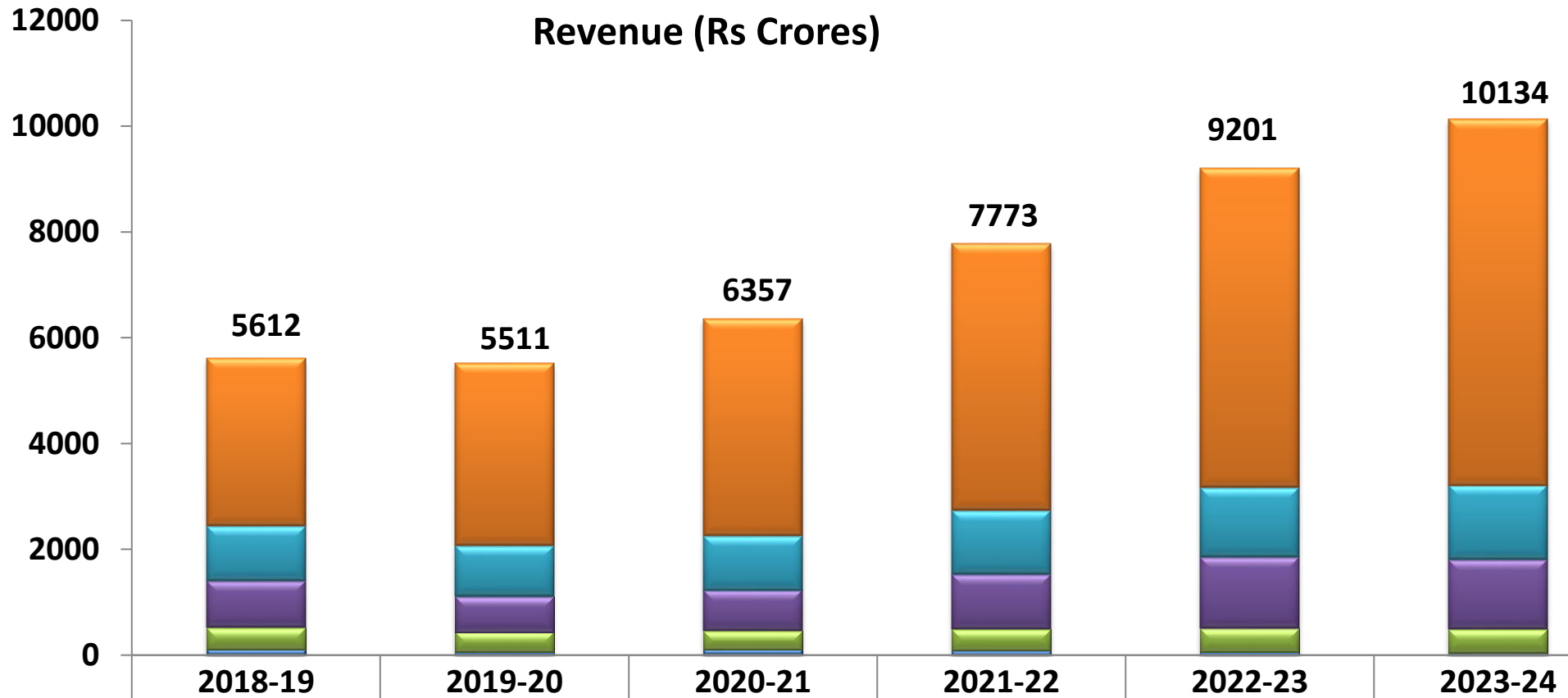
**EBIT (Rs. in Crores)**



**Revenue (Rs. in Crores)**

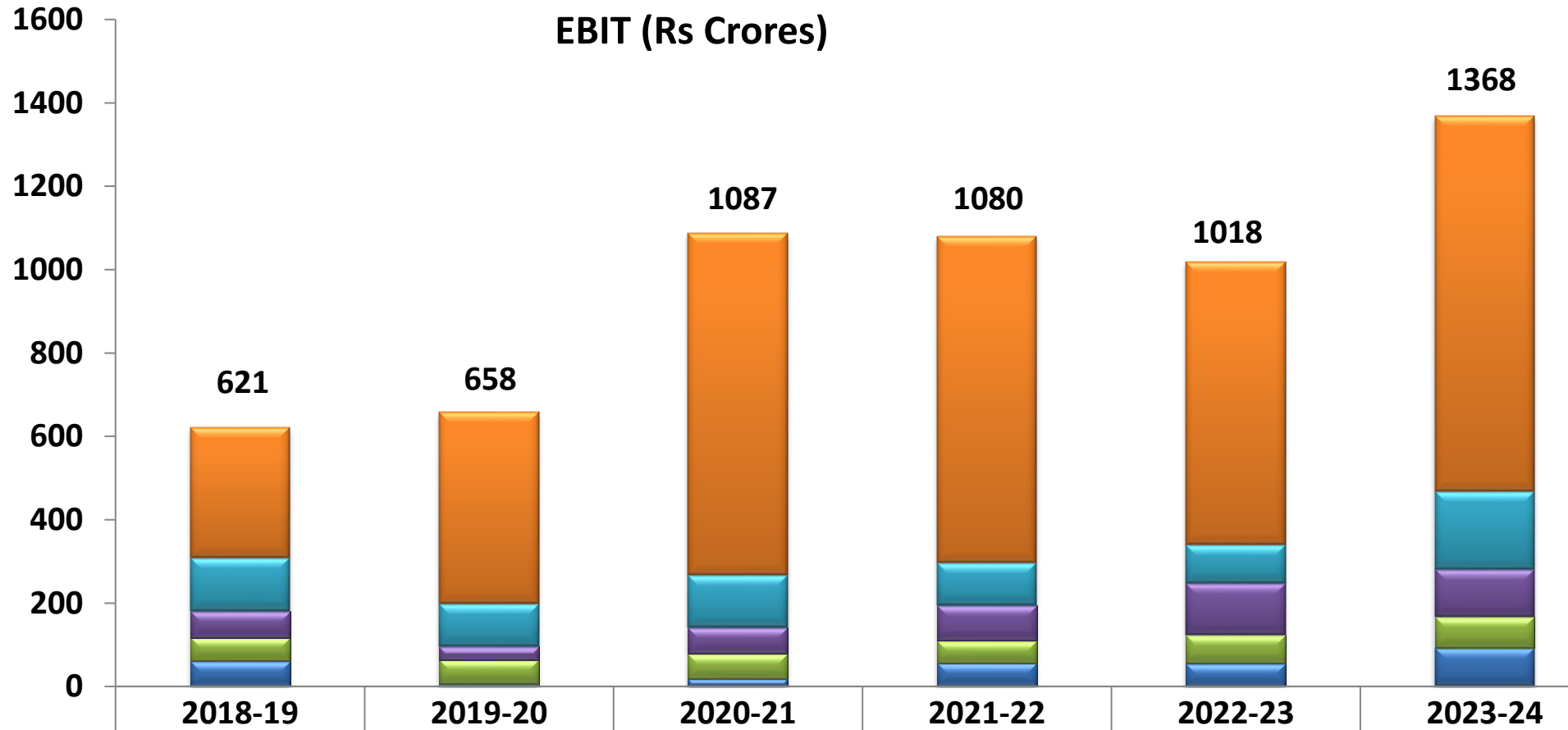


# KEY SEGMENT PERFORMANCE



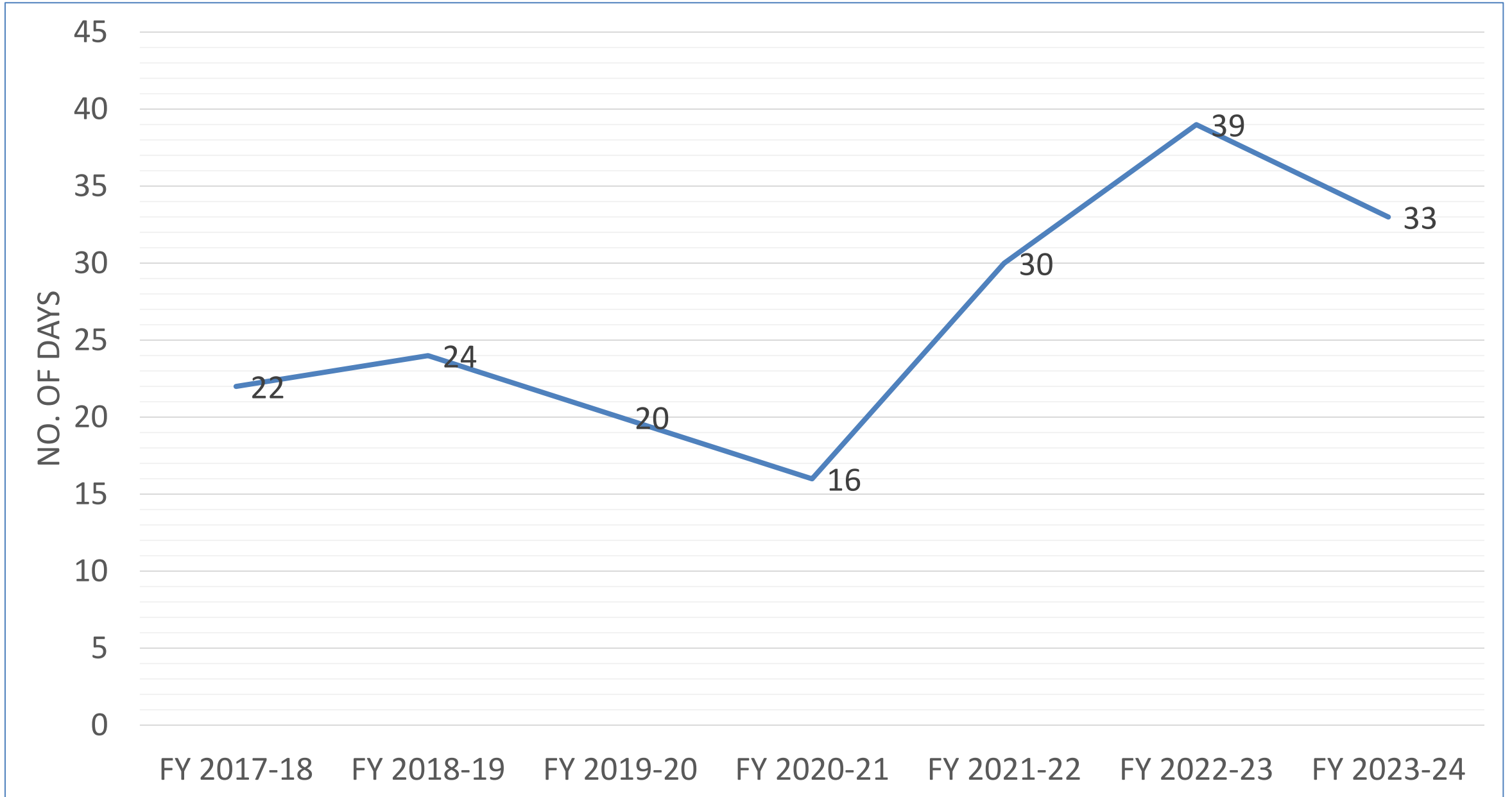
Plastic Piping	3173	3445	4099	5046	6037	6931
Packaging Products	1042	959	1035	1210	1319	1406
Industrial Products	885	673	761	1024	1342	1308
Consumer Products	399	383	354	405	445	441
Others	113	51	106	88	58	48

# KEY SEGMENT PERFORMANCE



Plastic Piping	313	460	821	784	679	900
Packaging Products	128	102	125	101	92	188
Industrial Products	63	32	63	85	124	113
Consumer Products	56	58	60	54	68	75
Others	61	6	18	56	55	92

# WORKING CAPITAL CYCLE



# THE SUPREME GROUP



## The Supreme Industries Ltd.:

- Engaged in processing of polymers and resins into finished plastic products
- 30.78 per cent stake in Supreme Petrochem Ltd.
- Supreme Industries Overseas (FZE) - A wholly owned subsidiary, in the United Arab Emirates.

## Supreme Petrochem Ltd.:

- Manufactures Polystyrene, Expanded Polystyrene (normal and food grade), Extruded Polystyrene Foam, Speciality Polymers Compounds & Masterbatches, Styrene Methyl Methacralate(SMMA).

# A CURTAIN RAISER– THE SUPREME INDUSTRIES LTD.



## VISION STATEMENT

“TO GROW BUSINESS WITH DIGNITY & RESPECT”

## PURPOSE

“TO ADD REAL VALUE TO SOCIETY”

## CORE VALUES

- INTEGRITY
- CUSTOMER’S DELIGHT
- CONTINUOUS IMPROVEMENTS & INNOVATIONS
- UNCOMPROMISING QUALITY
- EMPOWERMENT TO INDIVIDUALS

## MISSION STATEMENT

- To conduct business with ethical practices and WALK OUR TALK
- To offer consistent products Services with uncompromising quality supported by continuous improvements and Innovations, thereby exceeding Customer Expectations
- To ensure the culture of utmost respect and empowerment to individuals and be catalyst in enhancing their competencies

# THE SUPREME INDUSTRIES LTD. AT A GLANCE



## Industry

Plastics and related products

## Business Highlights

- One of the largest plastic processor in India, with a sale of about 6.40 lakh MT annually
- Presence in the Indian plastic industry for over 58 years under present management
- Diversified revenue model with a large product portfolio across 4 verticals.
- 29 plants situated across India with an asset base of over Rs. 4700 crores.
- Bank Loan Rating : CRISIL AA+/Stable  
Short Term Debt Programme Rating : CRISIL A1 plus
- Market Capitalisation

Year	31- Mar-19	31- Mar-20	31- Mar-21	31- Mar-22	31- Mar-23	31- Mar-24
Rs. in Cr.	14193.35	11025.93	25947.78	25954.77	31904.77	53703.78
US\$ in Million	2052.40	1457.20	3549.14	3424.45	3882.77	6439.30

# THE SUPREME INDUSTRIES LTD. AT A GLANCE



## USP

- Manufacturing facilities spread across the country.
- Diversified product portfolio with established Brand Equity
- Significant Market Share in each of the verticals
- Strong Cash Flows to fund expansion plans
- Pan India Distribution Network and Reach
- Consistent increase in revenues from speciality and value added products
- Cost efficient raw material procurement capability
- User of diverse plastics materials
- Invulnerable from import substitutes.
- Optimisation of value - Buy Back of shares
  - Higher ROCE
  - Liberal dividend payout



# SHAREHOLDING PATTERN

Shareholders	Nos.	Holding % as on 31 <sup>st</sup> Mar, 2024	
Promoters	17		48.85
Institutional	650		35.23
- FIIs/ Foreign Portfolio Investors	614	24.68	
- DIIs / Mutual Funds	36	10.55	
Bodies Corporate	516		1.04
Individual & Others	66630		14.88
<b>Total</b>	<b>67813</b>		<b>100.00</b>

## Board of Directors

B L Taparia, Chairman

M P Taparia, Managing Director

S J Taparia, Executive Director

V K Taparia, Executive Director

R Kannan

Rajeev M Pandia

Sarthak Behuria

Ms. Ameeta Parpia

Pulak Prasad

Vipul Shah

## Management Team

- A K Tripathi, Exe. Vice President (Plastic Piping System)
- V L Malu, Exe. Vice President (Industrial Components)
- P C Somani, Chief Financial Officer
- Saurov Ghosh - Chief Human Resources Officer
- S K Patnaik , COO (Protective Packaging Products)
- Pradeep Kamat, Vice President ( Composite Cylinders)
- Sanjeev Jain , Vice President (Furniture)
- Siddharth Roongta, Vice President (Cross Laminated Films )
- R J Saboo , Vice President (Corporate Affairs) & Company Secretary
- Parag Prabhu, Vice President (Finance)
- Vivek Taparia, Exe. Vice President (Flexible Pkg. Film)
- Sanjay Mishra, Associate Vice President (MHD)

# BUSINESS VERTICALS

## Plastic Piping Division



## Consumer Products



## Packaging Products

- Specialty Films
- Protective Packaging Products
- Cross Laminated Film Products



## Industrial Products

- Industrial Component
- Material Handling Division
- Composite LPG Cylinders



# PRODUCT PORTFOLIO GLIMPSE

## Plastic Piping System



Plumbing



Water Tanks



Bath Fittings



Fire Protection



Rainwater Harvesting



Drainage



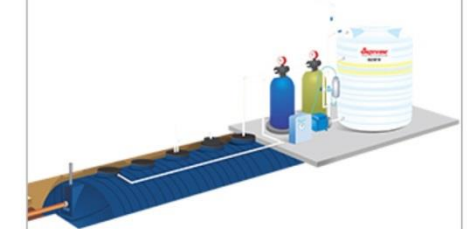
Waste Treatment & Sanitation



Agriculture



Borewell



Sewage Treatment Plants

# PRODUCT PORTFOLIO GLIMPSE

## Protective Packaging Products



PROTEC



DURA



INSU

## Consumer Application Products



Funjoy



Fitsfree


## Moulded Furniture



Seatings



Tables



Sets



Storage



Multipurpose




Kids Range

## Material Handling Products



Crates



Pallets



Dustbins



Customized




Silpack

# PRODUCT PORTFOLIO GLIMPSE

## Multi-layer Cross Laminated Films



Agriculture / Horticulture




Pond Lining



Packaging for Transport



Silpoly Liner



Export Marketing



Civil Engineering & Construction

## Performance Packaging Films



LIDDING FILMS



LAMINATION & LAMINATED FILMS



VACUUM BAGS & FILMS



THERMOFORMING FILMS

## Industrial Moulded Products



## Composite Cylinder



# SUPREME PRESENCE IN INDIA

## Haryana

- Gurgaon

## Punjab

- Derabassi •Sarsini

## Rajasthan

- Ghiloth •Jaipur-Depot I •Jaipur
- Jaipur-Depot II

## Gujarat

- Halol-Unit I •Sarkhej •Ahmedabad
- Halol-Unit II
- Halol-Unit III
- Halol-Unit IV

## Madhya Pradesh

- Malanpur-Unit I •Indore •Indore
- Malanpur-Unit I •Jabalpur •Jabalpur
- Malanpur-Unit III •Malanpur
- Malanpur-Unit IV

## Silvassa (Union Territory)

- Silvassa

## Maharashtra

- Gadegaon •Bhiwandi •Mumbai •Urse
- Urse
- Jalgaon-Unit I •Gadegaon •Pune •Waluj
- Jalgaon-Unit II •Urse-Depot I
- Kanhe •Urse-Depot II
- Khopoli •Nagpur
- Sangli

## Karnataka

- Hubli •Bangalore
- Hubli

## Kerala

- Cochin

## Uttarakhand

- Rudrapur •Rudrapur

## Uttar Pradesh

- Noida •Kanpur-Depot I •Kanpur-Unit I
- Kanpur •Kanpur-Depot II •Kanpur-Unit II
- Noida

## Bihar

- Patna Depot •Patna

## Assam

- Guwahati-Unit I •Guwahati-Depot I •Guwahati
- Guwahati-Unit II •Guwahati-Depot II

## Jharkhand

- Ranchi •Ranchi

## West Bengal

- Durgapur •Durgapur •Kolkata
- Kharagpur •Kharagpur
- Kolkata

## Chhattisgarh

- Raipur •Raipur

## Odisha

- Cuttack •Bhubaneswar •Bhubaneswar
- Cuttack

## Telangana

- Jadcherla •Jadcherla-Depot I •Hyderabad
- Jadcherla-Depot II

## Andhra Pradesh

- Vijaywada •Vijaywada

## Puducherry (Union Territory)

- Puducherry •Puducherry •Puducherry

## Tamilnadu

- Erode •Erode •Chennai •Chennai
- Hosur •Hosur
- Sriperumbudur

-  **Manufacturing Units**
-  **Depots**
-  **Branch Offices**
-  **Fabrication Units**


# VIRTUAL TOUR OF PLANTS



Mega Project at Gadegaon spread over 132 acres



Kharagpur



Jalgaon



Erode



Cuttack




# VIRTUAL TOUR OF PLANTS



Malanpur



Jadcherla



Halol



Hosur



Derabassi




Khopoli



Guwahati

# VIRTUAL TOUR OF PLANTS



Durgapur



Pondicherry



Ghiloth



Kanpur



Talegaon




Chennai



Silvassa



Urse



Noida

# TECHNICAL COLABORATIONS



## COMPANY

- Rasmussen Polymer Development, Switzerland
- Swiss XPLASTX Technology SRL, Romania
- Kautex GMBH
- Spears Mfg. Co. Los Angeles
- Calcamite Sanitary Services (PTY)
- Poloplast GMBH

## PRODUCT LINE

Cross-laminated Films

Cross Plastic Film

Composite LPG Cylinders

Fire Sprinkler Pipe System from CPVC

Septic Tanks

PP Accoustic Pipe System

# BRAND PROMOTION & AWARENESS

## ❖ Participation at Exhibitions



Indian Plumbing Conference held in Gujarat.



Ace Reflect held in Surat, Gujarat



ACETECH Hyderabad.



Kerala Caterers Association event in Thrissur District



# BRAND PROMOTION & AWARENESS




LPG Week, Rome 2023



Kisan Agri Show 2023, Pune



Ace Tech, Mumbai.



Participation at Exhibitions

# BRAND PROMOTION & AWARENESS

**Supreme**<sup>®</sup>  
People who know plastics best



Fire India Exhibit, 2023, Mumbai



Ace Tech, Bengaluru.



Ace Reflect, Coimbatore

Participation at Exhibitions



Interpack, Germany

# BRAND PROMOTION & AWARENESS

## ❖ Plumber Meet and Workshops



Plumber Meet and Workshops

# BRAND PROMOTION & AWARENESS

## ❖ Plumber Meet and Workshops





# BRAND PROMOTION & AWARENESS

## ❖ Dealers Meet



Dealers Meet

# BRAND PROMOTION & AWARENESS

## ❖ Hoardings & Retail Shop Branding



Hoarding at Bongaon, West Bengal



Hoarding at Guwahati



Hoarding at Muzaffarpur Flyover, Bihar



Traffic Signal at Bankura, West Bengal



Unipole at Siwan, Bihar



Pole Kiosk at Purulia, West Bengal

S K ENTERPRISES - VSS NAGAR



SAMAL AND SONS SUPPLIERS - Sailashree Vihar



SAMPURNA SANI PLAZA - Bharatpur



Shop Branding\_bhubaneswar-odisha



283



Shop Branding-north East



# BRAND PROMOTION & AWARENESS

## ❖ Digital Promotional Activities



Supreme Pipes- ICC World Cup campaign on TV & OTT



Pipe advertisement on national news channels during Ram Mandir Inauguration

## ❖ Various Digital Initiatives

- Robust website [www.supreme.co.in](http://www.supreme.co.in) which imparts in-depth knowledge about all Supreme business verticals.
- Launch of Shopify website [www.supremefurniture.co.in](http://www.supremefurniture.co.in) for selling Furniture products on line
- Presence on various Social media channels which helps in constant consumer connect ( Corporate as well as Pipe, Furniture, MHD and PPD has dedicated social media presence)
- Various digital promotional activities are taken up like Google Search Engine Marketing, Digital TVC promotion, Android & IOS app for Pipe and Furniture etc

# AWARDS & ACCOLADES



Company has received CII's National award for excellence in energy management for its Kanpur, Jadcherla and Malanpur plants for being "Excellent Energy Efficient Units."



Company has won an international accolade under the category "Sustainability Performance" in an event "Global Sustainability Leadership Awards 2023" organised by "World Sustainability Congress & Awards" at Mauritius.



SEEM (Society of Energy Engineers and Managers) National Energy Management GOLD Awards 2022 in Plastic Category-Malanpur plant.

# SUSTAINABILITY

We are committed to sustainable use of plastic and constantly innovating to develop solutions. As a company, we take several measures to ensure that we walk the sustainability path. Few of our efforts are as follows

- ISO 14001, 450001, 50001 certification
- Lower carbon emission
- Renewable power usage
- Water Intensity Reduction
- Waste management
- CII certified green products
- Water and energy conservation



Solar Plants



Tree Plantation

# SUSTAINABILITY FACTOIDS


RE Mix : 14.11%  
Grid : 85.13%  
D.G : 0.76%

Solar Dc Size : 34.04 MWp

Solar Power : 428.15 Lakhs  
kWH

Wind Power : 99.08  
lakhs kWH

Hybrid Power: 10.13  
Lakh kWH



Recycling Rate : 90%

1,29,351 tCO<sub>2</sub> saved  
from 2019-20  
onwards

First Indian company in Building  
Product Category committed for  
the Scientific based long term Net  
zero Emission Target (SBTi)

# THE INTANGIBLES – BEYOND NUMBERS



- Large and diverse production network - Saves on freight costs and time to market its products
- Portfolio of several Patented Products & Brands with focus on value added products.
- Fiscal benefits due to plants located in backward areas – savings to invest for better infrastructure
- Technical collaborations with international players, to supplement its production capabilities and cater to new application coupled with low cost Indian manufacturing base
- In-house design centre – enabling to launch innovative products
- High economies of scale and efficient centralised procurement of raw material
- Countrywide Distribution Network
- Play on INDIA's growth story – Agriculture, Infrastructure, Housing , Packaged Foods, Sports Goods, Potable Water Supply & Sanitation , Auto, Electronics, Horticulture, Floriculture etc. Most industries are the thrust areas of the Government discernible by the huge outlays earmarked for their development



# ADDRESSING RISKS

- **Raw Material Costs / Availability Risk**

Supreme Industries' operating profitability is moderately susceptible to volatility in prices of its key raw materials—poly vinyl chloride resin, polyethylene, and polypropylene; the prices of these commodities are linked to movements in crude oil prices

- Widening its Sourcing base
- Monitoring external environment and evaluating alternate availability for uninterrupted supplies
- The company is taking initiatives to enhance the share of the high-margin speciality products in its portfolio
- Maintain cost competitiveness through
  - Continuously enhancing operational efficiencies
  - Leveraging on Economies of Scale
  - Effective Working Capital Management

- **Talent Management – Human Resources Risk**

Developing, retaining and recruiting key talent is key to achieve Company's growth plans and aspirations

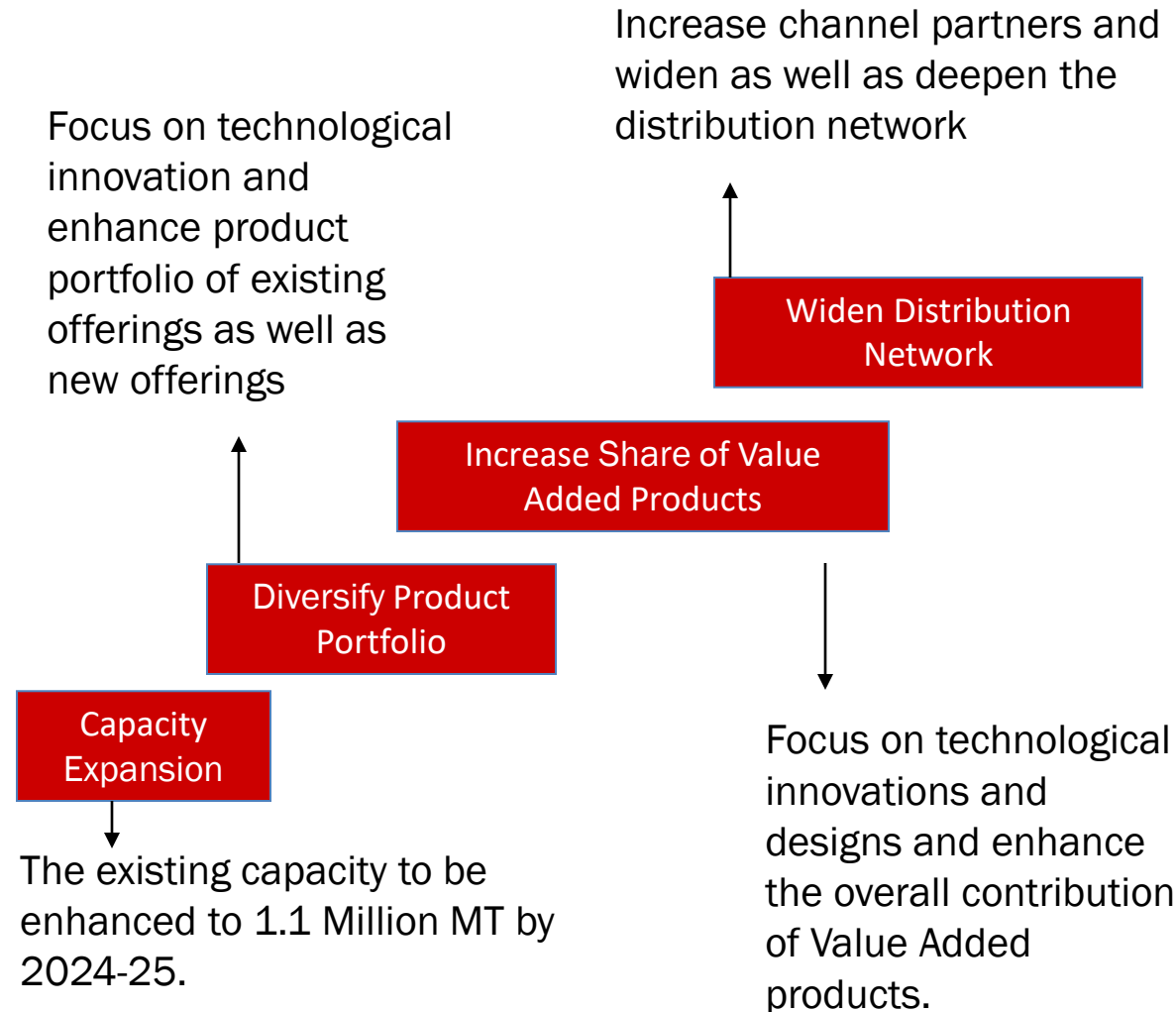
- On boarded senior managerial personnel – Chief Human Resource Officer to oversee all related activities
- Structured process for identifying critical roles & assessing potential talent
- Designing strategic **learning & development programs** to bridge current gaps and develop skills linked to future growth

- **Information Technology Risk**

Digital attacks on systems, networks and programs capable of interrupting normal business processes are common threat to industry apart from leakages/misuse of confidential information

- Robust security mechanism in place and being upgraded on continuous basis
- Robust endpoint data protection EDR system in place
- Real time monitoring, high availability of network & Disaster Recovery is in place

# THE WAY FORWARD



## The Way Forward

- To remain Debt free
- To remain focused on Core business of Plastics and related products
- To remain on the path of Cost optimization

# THE WAY FORWARD



## ➤ Product Segment Wise Expansion Plan

- Regular Capex at existing 29 plants
- Expected to add more new locations going forward
- Total capex envisaged of about Rs.1500 crores during 2024-25

## ➤ Diversify Product Portfolio

- Increase range of Products within existing product lines
- Patented Cross Plastic Film Product
- Large Varieties of Pipe Fittings
- Fusion Furniture
- Protective Packaging Innovative Products
- Special varieties of Performance Packaging Film

- PEX Piping System
- O-PVC Piping System
- Polyolefin Fittings by compression moulding and Electrofusion process
- PP acoustic Piping System

## ➤ To Widen Distribution Network

- Increase reach in existing locations and capture market share in untapped locations
- Strengthen and revamping channel partners and increase the distribution network, which at present is over 5,000 channel partners.

## ➤ To Increase Share of Value Added Products:

VA products are those where OPM > 17%

	2023-24			2022-23		
	Total Net Turnover	Share of Specialty Business	Specialty Business Turnover	Total Net Turnover	Share of Specialty Business	Specialty Business Turnover
Total	10086.12	37.16%	3747.78	9142.89	36.41%	3328.87

# COMMITMENT TO SHAREHOLDERS

## Last 6 years Dividend Payout History

March Year Ending	Total Dividend- Outgo Crores	As a % of Face Value	Per Share Amount Paid in Rs. on FV Rs.2 per share
2024	381.08	1500%	30.00
2023	330.27	1300%	26.00
2022	304.87	1200%	24.00
2021	279.46	1100%	22.00
2020	214.39	700%	14.00
2019	199.08	650%	13.00

## Regular Bonuses since Inception

Year	Ratio
2006	1:1
1992	1:1
1988	1:1
1986	4:5
1981	2:5
1978	3:5

Stock split in the ratio of 5-for-1 on October 19, 2010 as a record date.

- I. Over the years, Supreme has rewarded its shareholders with constant dividends year after year. Payout ratio between 35 to 50% of PAT.
- II. There is timely bonus given to shareholders to create wealth for them
- III. Efficient capital allocation – Buy back of shares in 2008-09 at average price of Rs.22 against present price of Rs. 4228. Appreciation in value by about Rs. 4661 crores
- IV. The Total Shareholder Return (TSR) for last 10 years is CAGR 23 % i.e. an amount of Rs. 100 invested in The Supreme Industries Limited Shares on 01 April' 2010 have increased 227 times as on 31<sup>st</sup> Mar'2024.

# A RESPONSIBLE CORPORATE CITIZEN

## SUPREME FOUNDATION

- ❖ The Foundation has undertaken major projects such as education and healthcare for children. Supreme Foundation is providing volunteer teachers in primary/secondary schools in nine districts in Rajasthan and lecturers in Sanskrit colleges in the entire state.
- ❖ All these initiatives have been undertaken with the active support of the education department of Government of Rajasthan.
- ❖ Physical resources like classroom construction, toilet blocks for students, classroom furniture, educational material, sweaters etc. have also been undertaken
- ❖ Digital-first education with provisions like computer labs, mobile computer labs and e-learning facilities have also been enabled by Supreme Foundation.



# A RESPONSIBLE CORPORATE CITIZEN

## Nurturing the Nature - For a better future !!

- ❖ Supreme actively participates in environment conservation activities such as tree plantation, across all company plants and facilities.
- ❖ Apart from new plantations, old plantations are also monitored continuously for their growth and survival.
- ❖ Supreme has also partnered with various NGO's for plantation programs in various regions.



# A RESPONSIBLE CORPORATE CITIZEN

## Swachh Bharat Abhiyan !!

There are many prominent School's/Public places without proper public convenience facilities. Supreme Foundation has taken the initiative to build and maintain such facilities for public convenience.



Toilets at Various School's of Rajasthan



Public Sanitation Facility at Jalgaon (Maharashtra)

## DISCLAIMER

- This presentation and the accompanying slides (the “Presentation”), which have been prepared by Supreme Industries Limited (the “Company”), have been prepared solely for information purposes and do not constitute any offer, recommendation or invitation to purchase or subscribe for any securities, and shall not form the basis or be relied on in connection with any contract or binding commitment whatsoever. No offering of securities of the Company will be made except by means of a statutory offering document containing detailed information about the Company.
- This Presentation has been prepared by the Company based on information and data which the Company considers reliable, but the Company makes no representation or warranty, express or implied, whatsoever, and no reliance shall be placed on, the truth, accuracy, completeness, fairness and reasonableness of the contents of this Presentation. This Presentation may not be all inclusive and may not contain all of the information that you may consider material. Any liability in respect of the contents of, or any omission from, this Presentation is expressly excluded.
- Certain matters discussed in this Presentation may contain statements regarding the Company’s market opportunity and business prospects that are individually and collectively forward-looking statements. Such forward-looking statements are not guarantees of future performance and are subject to known and unknown risks, uncertainties and assumptions that are difficult to predict. These risks and uncertainties include, but are not limited to, the performance of the Indian economy and of the economies of various international markets, the performance of the industry in India and world-wide, competition, the company’s ability to successfully implement its strategy, the Company’s future levels of growth and expansion, technological implementation, changes and advancements, changes in revenue, income or cash flows, the Company’s market preferences and its exposure to market risks, as well as other risks. The Company’s actual results, levels of activity, performance or achievements could differ materially and adversely from results expressed in or implied by this Presentation. The Company assumes no obligation to update any forward-looking information contained in this Presentation. Any forward looking statements and projections made by third parties included in this Presentation are not adopted by the Company and the Company is not responsible for such third party statements and projections.
- The distribution of this document in certain jurisdictions may be restricted by law and persons into whose possession this presentation comes should inform themselves about and observe any such restrictions.

## THANK YOU

### Contact Details

**Mr. R J Saboo**

VP (Corporate Affairs) & Company  
Secretary

Tel: +91-22-62570029

Email: [rj\\_saboo@supreme.co.in](mailto:rj_saboo@supreme.co.in)

**Mr. P C Somani**

Chief Financial Officer

Tel : +91-22-40430060

Email: [pc\\_somani@supreme.co.in](mailto:pc_somani@supreme.co.in)