

Ref. No.SH/13/2017
30th October, 2017

National Stock Exchange of India Ltd.,
Exchange Plaza, 5th floor,
Plot No. C/1, G. Block,
Bandra-Kurla Complex,
Bandra (East),
MUMBAI – 400051.

BSE Limited.,
Market-Operation Dept.,
1st Floor, New Trading Ring,
Rotunda Bldg., P.J. Towers,
Dalal Street,
Fort, MUMBAI 400023.

Sub: Outcome of Board Meeting of the Company held on 30th October, 2017.

Ref: Regulation 30 and 33 of SEBI (Listing Obligations and Disclosure Requirements) Regulations, 2015

Dear Sirs,

Pursuant to Regulation 30 and 33 of SEBI (Listing Obligations and Disclosure Requirements) Regulations, 2015, we wish to inform you that the Board of Directors of the Company at its meeting held on Monday, the 30th October, 2017, which commenced at 11.00 a.m. and concluded at 12.50 p.m., inter- alia, transacted the following business:

1. Approved the Un-Audited Financial Results (both Consolidated and Standalone) for the Second Quarter ended 30th September, 2017.
2. Approved payment of Interim Dividend @ 150 % i.e. Rs. 3 /- per Share on 12,70,26,870 Nos. of Equity Shares of Rs. 2/- each (F.V.).
3. As informed on 18th October 2017, the Company has fixed Tuesday, the 7th November, 2017, as the "Record Date" for the purpose of ascertaining the eligibility of the Shareholders for payment of Interim Dividend.
4. We enclose a copy each of the following:
 - I. Un-Audited Financial Results (both Consolidated and Standalone) for the Second Quarter ended 30th September, 2017.
 - II. Limited Review Report dated 30th October, 2017 from Lodha & Co., Statutory Auditors of the Company
 - III. Press Release

The Consolidated Financial Statement shall be published in the newspapers. The Standalone Financial statement, Consolidated Financial Statement and Press Release are available on the Company's website www.supreme.co.in

Please take the same on your records.

Thanking you,

Yours faithfully,

For The Supreme Industries Ltd.,

(R.J. Saboo)

AVP (Corporate Affairs) &
Company Secretary



Encl. : as above

The Supreme Industries Limited

Regd. Off.: 612, Raheja Chambers, Nariman Point, Mumbai-400 021. INDIA

CIN : L35920MH1942PLC003554 PAN : AAAC1344F

+91 (022) 22820072, 22851656

+91 (022) 22851657, 30925825

sil_narimanpoint@supreme.co.in

Corp. Off. : 1161 & 1162, Solitaire Corporate Park, 167, Guru Hargovindji Marg, Andheri- Ghatkopar Link Road, Chakala, Andheri (East), Mumbai-400093. INDIA +91 (022) 67710000, 40430000 +91 (022) 67710099, 40430099 sil_ho@supreme.co.in www.supreme.co.in

The Supreme Industries Limited

CIN : L35920MH1942PLC003554; Regd. Office: 612, Raheja Chambers, Nariman Point, Mumbai 400 021; Website : www.supreme.co.in; Tel. 91 22 22851656; Fax: 91 22 22851657


Statement of Unaudited Consolidated Financial Results for the Quarter and Half year Ended 30th September, 2017

Supreme®
People who know plastics best

		Rs. In lacs					
Particulars	Quarter ended 30.09.2017 (Reviewed)	Quarter ended 30.06.2017 (Reviewed)	Quarter ended 30.09.2016 (Reviewed)	Half Year ended 30.09.2017 (Reviewed)	Half Year ended 30.09.2016 (Reviewed)	Year ended 31.03.2017 (Audited)	
1 INCOME							
(a) Revenue from operations	105506	116166	88288	221673	207221	446226	
(b) Other income	12	43	156	55	216	513	
TOTAL INCOME	105518	116209	88444	221728	207437	446739	
2 EXPENSES							
(a) Cost of materials consumed	73487	75657	63774	149144	138912	293926	
(b) Purchases of traded Goods	2990	2204	2120	5193	5393	7439	
(c) Changes in inventories of finished goods, Semi finished goods and traded goods	(6718)	1538	(9634)	(5180)	(10328)	(12198)	
(d) Employee benefits expenses	5791	5370	5003	11161	10050	21168	
(e) Finance costs	515	332	864	847	1837	3026	
(f) Depreciation and amortisation expense	4244	4059	3739	8303	7443	15429	
(g) Power and fuel expense	4142	4075	3754	8217	8059	16267	
(h) Other expenses	11418	11457	9845	22876	21510	43437	
TOTAL EXPENSES	95869	104692	79466	200561	182876	388494	
3 PROFIT BEFORE TAX [1-2]	9649	11517	8978	21167	24561	58245	
4 TAX EXPENSES							
(a) Current Tax	3050	4032	2991	7083	8076	19500	
(b) Deferred Tax (Credit) / Charge	617	(44)	165	573	452	1078	
	3668	3988	3156	7656	8527	20578	
5 PROFIT AFTER TAX [3-4]	5981	7529	5822	13511	16034	37667	
6 OTHER COMPREHENSIVE INCOME (NET OF TAX)							
(a) Items that will not be reclassified subsequently to Profit or loss							
Remeasurment of net defined benefit plans	(81)	(81)	(90)	(161)	(180)	(326)	
Income Tax relating to Remeasurment of net defined benefit plans	28	28	31	56	62	113	
(b) Share of other comprehensive income in associate (net of tax)	-	-	-	-	-	(13)	
TOTAL OTHER COMPREHENSIVE INCOME (NET OF TAX)	(53)	(53)	(59)	(105)	(118)	(226)	
7 TOTAL COMPREHENSIVE INCOME FOR THE PERIOD [5+6]	5928	7476	5763	13406	15916	37441	
8 SHARE OF PROFIT OF ASSOCIATE	1100	309	858	1409	2226	5373	



9	NET PROFIT AFTER TAXES AND SHARE OF PROFIT OF AN ASSOCIATE [7+8]	7028	7785	6621	14815	18142	42814
10	EQUITY						
	Equity share capital	2541	2541	2541	2541	2541	2541
	Other equity						167031
11	EARNINGS PER EQUITY SHARE (BASIC & DILUTED) (Face value of Rs. 2 each fully paid up)	5.57	6.17	5.26	11.75	14.37	33.88



The Supreme Industries Limited

CIN : L35920MH1942PLC003554; Regd. Office: 612, Raheja Chambers, Nariman Point, Mumbai 400 021; Website : www.supreme.co.in; Tel. 91 22 22851656; Fax: 91 22 22851657

Statement of Unaudited Standalone Financial Results for the Quarter and Half year Ended 30th September, 2017



Particulars	Quarter ended 30.09.2017 (Reviewed)	Quarter ended 30.06.2017 (Reviewed)	Quarter ended 30.09.2016 (Reviewed)	Half Year ended 30.09.2017 (Reviewed)	Half Year ended 30.09.2016 (Reviewed)	Year ended 31.03.2017 (Audited)
1 INCOME						
(a) Revenue from operations	105506	116157	88268	221663	207181	446177
(b) Other income	1024	43	156	1068	216	802
TOTAL INCOME	106530	116200	88424	222731	207397	446979
2 EXPENSES						
(a) Cost of materials consumed	73487	75657	63774	149144	138912	293926
(b) Purchases of traded Goods	2968	2191	2106	5158	5361	7451
(c) Changes in inventories of finished goods, Semi finished goods and traded goods	(6718)	1538	(9634)	(5180)	(10328)	(12198)
(d) Employee benefits expenses	5778	5358	4979	11135	10024	21105
(e) Finance costs	515	332	864	847	1836	3024
(f) Depreciation and amortisation expense	4244	4059	3739	8303	7443	15429
(g) Power and fuel expense	4142	4075	3754	8217	8059	16267
(h) Other expenses	11488	11492	9873	22980	21539	43467
TOTAL EXPENSES	95903	104702	79456	200604	182846	388471
3 PROFIT BEFORE TAX [1-2]	10627	11498	8968	22127	24551	58508
4 TAX EXPENSES						
(a) Current Tax	3050	4032	2991	7083	8076	19500
(b) Deferred Tax (Credit) / Charge	617	(44)	165	573	452	1078
	3668	3988	3156	7656	8527	20578
5 PROFIT AFTER TAX [3-4]	6959	7510	5812	14471	16024	37930
6 OTHER COMPREHENSIVE INCOME (NET OF TAX) Items that will not be reclassified subsequently to Profit or loss						
(a) Remeasurment of net defined benefit plans	(81)	(81)	(90)	(161)	(180)	(326)
(b) Income Tax relating to Remeasurment of net defined benefit plans	28	28	31	56	62	113
TOTAL OTHER COMPREHENSIVE INCOME (NET OF TAX)	(53)	(53)	(59)	(105)	(118)	(213)
7 TOTAL COMPREHENSIVE INCOME FOR THE PERIOD [5+6]	6906	7457	5753	14366	15906	37717
8 EQUITY						
Equity share capital	2541	2541	2541	2541	2541	2541
Other equity						152804
9 EARNINGS PER EQUITY SHARE (BASIC & DILUTED) (Face value of Rs. 2 each fully paid up)	5.48	5.91	4.58	11.39	12.61	29.86



Statement of Assets and Liabilities as on 30th September, 2017

Rs. In lacs

PARTICULARS	STANDALONE		CONSOLIDATED	
	As At 30-09-2017	As At 31-03-2017	As At 30-09-2017	As At 31-03-2017
	(Reviewed)	(Audited)	(Reviewed)	(Audited)
ASSETS				
(1) NON - CURRENT ASSETS				
(a) Property, Plant & Equipment	130756	125411	130756	125411
(b) Capital work-in-progress	3935	4590	3935	4590
(c) Intangible assets	661	919	661	919
(d) Intangible assets under development	118	83	118	83
(e) Financial assets				
(i) Investment in associate & subsidiary	3356	3356	17650	17454
(ii) Other investments	8	10	8	10
(iii) Deposits	1662	1590	1662	1590
(iv) Loans	779	635	779	635
(v) Other financial assets	13	26	13	26
(f) Income tax assets	820	1076	820	1076
(g) Other non-current assets	2184	2152	2184	2152
TOTAL NON - CURRENT ASSETS	144292	139848	158586	153946
(2) CURRENT ASSETS				
(a) Inventories	76235	77679	76241	77685
(b) Financial assets				
(i) Trade receivables	31891	27564	31834	27533
(ii) Cash & cash equivalents	3404	7510	3464	7620
(iii) Other bank balances	364	363	364	363
(iv) Deposits	465	517	465	519
(v) Loans	104	149	104	149
(vi) Other financial assets	741	396	741	396
(c) Other current assets	13386	13499	13399	13506
(d) Assets held for disposal	8	18	8	18
TOTAL CURRENT ASSETS	126598	127695	126620	127789
TOTAL ASSETS	270890	267543	285206	281735
EQUITY AND LIABILITIES				
EQUITY				
Equity share capital	2541	2541	2541	2541
Other equity	148824	152804	163286	167031
TOTAL EQUITY	151365	155345	165827	169572
LIABILITIES				
(1) NON - CURRENT LIABILITIES				
(a) Financial liabilities				
(i) Borrowings	184	1662	184	1662
(ii) Deposits	90	84	90	84
(b) Provisions	1423	1330	1423	1330
(c) Deferred tax liabilities (net)	12199	11626	12199	11626
TOTAL NON - CURRENT LIABILITIES	13896	14702	13896	14702
(2) CURRENT LIABILITIES				
(a) Financial liabilities				
(i) Borrowings	39695	21492	39695	21492
(ii) Trade payables	42837	45362	42690	45325
(iii) Deposits	39	100	39	100
(iv) Other financial liabilities	6241	9108	6241	9108
(b) Other current liabilities	15371	17877	15372	17878
(c) Provisions	420	404	420	405
(d) Income tax liabilities (net)	1026	3153	1026	3153
TOTAL CURRENT LIABILITIES	105629	97496	105483	97461
TOTAL EQUITY AND LIABILITIES	270890	267543	285206	281735



Notes:

- 1 The Company sold 79029 MT of Plastic goods and achieved net product turnover of Rs. 1044 Crores during the 2nd quarter of the current year against sales of 66808 MT of Plastic goods and achieved net product turnover of Rs. 864 Crores in the corresponding quarter of previous year achieving volume & product value growth of about 18% and 21% respectively. The Company sold 171225 MT of Plastic goods and achieved net product turnover of Rs. 2171 Crores during the 1st half year of the current year against sales of 163853 MT and net product turnover of Rs. 2037 crores in the corresponding half year of previous year achieving volume & product value growth of about 4% and 7% respectively.
- 2 The Board of Directors has considered the payment of interim dividend for the financial year 2017-18 @150% i.e.Rs.3/- per share of Rs. 2/- each and will be paid to the shareholders on the shares held as on the record date i.e. 7th November, 2017.

3(a) Key Standalone Financial Information :


Particulars	Rs. In Lacs					
	Quarter ended	Quarter ended	Quarter ended	Half Year ended	Half Year ended	Year ended
	30.09.2017	30.06.2017	30.09.2016	30.09.2017	30.09.2016	31.03.2017
	(Reviewed)	(Reviewed)	(Reviewed)	(Reviewed)	(Reviewed)	(Audited)
Total Income	106530	116200	88424	222731	207397	446979
Net Profit before tax and other comprehensive income	10627	11498	8968	22127	24551	58508
Total Comprehensive Income	6906	7457	5753	14366	15906	37717

The Standalone Financial Results are available at the Company's website www.supreme.co.in and on the websites of the stock exchanges www.bseindia.com and www.nseindia.com.

- 3(b) In the standalone results, other income includes dividend received from Supreme Petrochem Limited of Rs. 1013 lacs (Previous year Rs. NIL).
- 3(c) Pre GST, the Company was eligible for Industrial Promotion Assistance Schemes (Schemes) from various state governments, mostly by way of refund of Sales Tax. Post GST, pending notification from the respective state governments for continuance of the schemes, on prudent basis the Company has not recognized this benefit during the quarter. The Company is hopeful of continuance of the Schemes and benefits accruing therefrom.

4 Segment Reporting :

Particulars	Rs. In Lacs					
	Quarter ended	Quarter ended	Quarter ended	Half Year ended	Half Year ended	Year ended
	30.09.2017	30.06.2017	30.09.2016	30.09.2017	30.09.2016	31.03.2017
	(Reviewed)	(Reviewed)	(Reviewed)	(Reviewed)	(Reviewed)	(Audited)
1) Segment Revenue						
Plastics Piping Products	56706	66489	48328	123196	116922	246702
Industrial Products	18520	16612	15761	35133	31050	62407
Packaging Products	21525	23871	16280	45397	41440	98126
Consumer Products	8423	8086	7300	16510	15505	31474
Others	332	1108	619	1437	2304	7517
Net Revenue from Operations	105506	116166	88288	221673	207221	446226
2) Segment Results						
Plastics Piping Products	5035	6514	6279	11549	15648	33656



Industrial Products	1580	1092	1166	2673	2248	5578
Packaging Products	2779	3607	1956	6386	7214	18162
Consumer Products	1145	948	848	2094	2188	5314
Others	(264)	(318)	(244)	(583)	(536)	(858)
Total Segment Profit before Interest and Tax	10275	11843	10005	22119	26762	61852
Less: Finance Cost	515	332	864	847	1837	3026
Less: Other Unallocable expenditure (Net of other income)	111	(6)	163	105	364	581
Profit before Tax	9649	11517	8978	21167	24561	58245
Less: Provision for Tax	3668	3988	3156	7656	8527	20578
Add: Other comprehensive income (net of tax)	(53)	(53)	(59)	(105)	(118)	(226)
Add: Share of profit of associate	1100	309	858	1409	2226	5373
Profit after Tax	7028	7785	6621	14815	18142	42814

Notes on segment information

4.1 Business segments

Based on the "management approach" as defined in Ind-AS 108 - Operating Segments, the Managing Director/Decision Maker evaluates the Company's performance and allocates resources based on an analysis of various performance indicators by business segments. Accordingly, information has been presented along with these business segments. The accounting principles used in the preparation of the financial statements are consistently applied to record revenue and expenditure in individual segments.

4.2 Segment assets and liabilities

The Company is engaged mainly in production of plastic products. Most of the assets, liabilities and depreciation/amortisation of the aforesaid reportable segments are interchangeable or not practically allocable. Accordingly, segment assets, liabilities and depreciation/amortisation have not been presented.

- The Consolidated Results includes Results of (a) the Company's 100% Subsidiary Company viz." The Supreme Industries Overseas (FZE)" incorporated in SAIF Zone,UAE and (b) Associate Company viz."Supreme Petrochem Limited", in which the Company holds 29.99% of its paid-up equity share capital.
- The previous period's figures have been re-grouped / re-classified wherever required to conform to current period's classification. All figures of financials has been rounded off to nearest lacs rupees.

The above financial results, which have been subjected to "Limited Review" by the Auditors,have been reviewed by the Audit Committee at their meetings held on 28th October, 2017 and approved by the Board of Directors at their meetings held on 30th October, 2017.

Place: Mumbai
Dated: 30th October, 2017



For The Supreme Industries Ltd.,

B L Taparia
B L Taparia
Chairman

(DIN No. 00112438)

**To The Board of Directors,
The Supreme Industries Limited**

We have reviewed the accompanying statement of unaudited consolidated financial results of **The Supreme Industries Limited** ("the Holding Company"), its foreign subsidiary and an associate (together referred to as "the Group") for the quarter and half year ended **September, 30, 2017**. This statement is the responsibility of the Holding Company's management and has been approved by the Board of Directors. Our responsibility is to issue a report on these financial results based on our review.

We conducted our review in accordance with the Standard on Review Engagements (SRE) 2410, "Review of Interim Financial Information Performed by the Independent Auditor of the Entity" issued by the Institute of Chartered Accountants of India. This Standard requires that we plan and perform the review to obtain moderate assurance as to whether the financial statements are free of material misstatement. A review is limited primarily to inquiries of Holding Company personnel and analytical procedures applied to financial data and thus provide less assurance than an audit. We have not performed an audit and accordingly, we do not express an audit opinion.

The Statement includes the results of the following entities:

Name of the Entity	Relationship
The Supreme Industries Overseas (FZE)	Wholly Owned Subsidiary
Supreme Petrochem Limited	Associate in which Company holds 29.99% stake

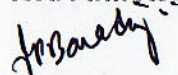
We have not reviewed the financial statements of a foreign subsidiary included in the consolidated financial statements, whose financial statements reflect total assets of Rs. 255 lacs as at September 30, 2017, total revenue of Rs. 75 lacs and Rs. 149 lacs and total profit after tax of Rs.23 lacs and Rs.40 lacs for the quarter and half year ended September, 30, 2017 respectively. These financial statements have been certified by the Company's Management and furnished to us, and our opinion, in so far as it relates to the amount included in respect of the said subsidiary is based solely on these certified financial statements.

We have not reviewed the financial statements of an associate included in the consolidated financial statements, whose financial statements reflect net profit (total comprehensive income after tax) of Rs.1100 lacs and Rs.1409 lacs (represents Group's share) for the quarter and half year ended September 30, 2017 respectively. These financial statements have been reviewed by other auditor whose review report has been furnished to us and our opinion is based solely on the report of such other auditor.

Based on our review, conducted as above, nothing has come to our attention that causes us to believe that the accompanying statement of unaudited financial results prepared in accordance with applicable Indian Accounting Standards (IND AS) and other recognized accounting practices and policies has not disclosed the information required to be disclosed in terms of Regulation 33 of the SEBI (Listing Obligations and Disclosure Requirements) Regulations, 2015 read with Circulars issued from time to time including the manner in which it is to be disclosed, or that it contains any material misstatement.

For Lodha and Company

Chartered Accountants
ICAI Firm Registration No. 301051E


R.P. Baradiya
Partner
Membership No. 44101



Place: Mumbai
Date: 30th October, 2017

LIMITED REVIEW REPORT

**To The Board of Directors
The Supreme Industries Limited**

We have reviewed the accompanying statement of unaudited standalone financial results of **The Supreme Industries Limited** ("the Company") for the quarter and half year ended **September 30, 2017**. This statement is the responsibility of the Company's Management and has been approved by the Board of Directors. Our responsibility is to issue a report on these results based on our review.

We conducted our review in accordance with the Standard on Review Engagement (SRE) 2410, "Review of Interim Financial Information Performed by the Independent Auditor of the Entity" issued by the Institute of Chartered Accountants of India. This standard requires that we plan and perform the review to obtain moderate assurance as to whether the financial statements are free of material misstatement. A review is limited primarily to inquiries of company personnel and analytical procedures applied to financial data and thus provide less assurance than an audit. We have not performed an audit and accordingly, we do not express an audit opinion.

Based on our review conducted as above, nothing has come to our attention that causes us to believe that the accompanying statement of unaudited financial results prepared in accordance with applicable Indian Accounting Standards (IND AS) and other recognized accounting practices and policies, has not disclosed the information required to be disclosed in terms of Regulation 33 of the SEBI (Listing Obligations and Disclosure Requirements) Regulations, 2015 read with Circulars issued from time to time, including the manner in which it is to be disclosed, or that it contains any material misstatement.

**For Lodha and Company
Chartered Accountants
ICAI Firm Registration No. 301051E**

R.P. Baradiya
**R.P. Baradiya
Partner**

Membership No. 44101

Place: Mumbai

Date: 30th October, 2017

